



Drendel + Zweiling
DIAMANT GmbH

2011



All rights of distribution, also by photocopy, reprint (also in the form of extracts) or storing and recovery in any kind of data processing device are reserved and require our written approval.

Colours and products subject to alterations.
Printing errors excepted.

© D+Z · Germany · 06/12/4015288V1

As at June 2012 · *Fait en Juin 2012*

*Tous droits réservés, y compris ceux de la traduction, copie et de la réimpression partielle ou complète.
Tous droits de reproduction, (même d'extraits) ou la sauvegarde sur informatique de toutes sortes sont réservés et assujetties à notre autorisation écrite.*

Sauf modification de produit ou couleur ou de fautes d'impression.



DRENDEL + ZWEILING

The pioneer in preparation technique

The company was founded in Berlin on August 1st, 1920 by Wilhelm Hugo Drendel and Fritz Zweiling.

During the first years, Drendel + Zweiling focused on the production and distribution of special dental instruments.

However, it was not long before the company started intense research into the production of diamond instruments.

With the invention of the galvanic coating process in 1932, Drendel + Zweiling's constant strive for improvement was crowned with success. Drendel + Zweiling became a pioneer in the production of advanced dental diamond instruments.

Further milestones in the development of dentistry:

- FG programme INTERNATIONAL

Drendel + Zweiling has always been customer orientated and therefore constantly extended their range for the dental practice and laboratory.

Today, the instrument range includes the following products:

- diamond instruments and discs
- tungsten carbide burs and finishers
- surgical instruments
- polishers
- instrument sets
- bur blocks
- diamond coated forceps
- instruments for ENT and neurosurgery

DRENDEL + ZWEILING

Le pionnier en technique de préparation

Fondée le 1er août 1920 à Berlin par Wilhelm Hugo Drendel et Fritz Zweiling, l'entreprise Drendel + Zweiling focalisait sur la fabrication et la distribution des instruments spéciaux dentaires pendant les premières années, mais peu après on a commencé avec la recherche pour la fabrication des instruments diamantés.

En 1932, les efforts d'amélioration constants étaient enfin couronnés de succès - le procédé de recouvrement galvanique était né. Ainsi, Drendel + Zweiling est devenu le pionnier dans la production des instruments diamantés dentaires, innovants.

Autres développements importants de dentisterie :

- Gamme d'instruments FG INTERNATIONALE

Drendel + Zweiling a toujours voulu satisfaire aux exigences des ces clients ; pour cette raison, elle a étendu sa gamme pour le cabinet et le laboratoire dentaire de façon continue.

Dès maintenant, la gamme de livraison inclut les produits suivants :

- instruments diamantés et disques
- fraises et fraises-à-finir en carbure de tungstène
- instruments de chirurgie
- polissoirs
- coffret d'instruments
- porte-instruments
- pinces d'extraction diamantées
- instruments pour Chirurgie ORL/ Neurochirurgie



Icons and Diamond grit sizes | Symboles d'utilisation et granulométries



Cavity preparation
Préparation cavitaire



Root planing
Surfaçage radiculaire



ISO No.
N° ISO



Crown preparation
Préparation coronaire



Root canal preparation
Traitement endodontique



Lot number – for traceability of the
respective production batch
*N° du lot – permet la suivie du lot de
production correspondant*



Working on fillings
Préparation des obturations



Crown and bridge technique
Couronnes et bridges



Speed recommendation
Vitesse de rotation recommandée



Crown cutting
Séparation des couronnes



Acrylic technique
Technique acrylique



Maximum permissible speed
Vitesse de rotation maximale permise



Removal of old fillings
Retrait des obturations



Model fabrication
Fabrication de modèles

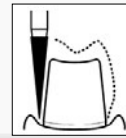
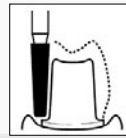
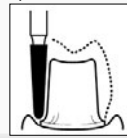
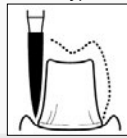
Various types of crown preparation
Divers types de préparation coronaire



Root planing
Surfaçage radiculaire



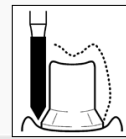
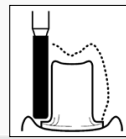
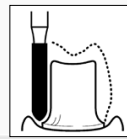
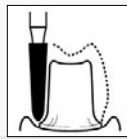
Model casting technique
Squellétés



Prophylaxis
Prophylaxie



Gnatho-orthopaedics
Traitement orthodontique



Oral surgery
Chirurgie maxillo-faciale



Cutting tip
Pointe coupante



for single-use only
à usage unique



Order No.
N° d'ordre

Diamond grit sizes · *Granulométrie*

U = ultra-fine · <i>ultra-fine</i>	10 µm
C = extra-fine · <i>extra-fine</i>	25 µm
F = fine · <i>fine</i>	46 µm
– = medium · <i>moyenne</i>	105–120 µm *
G = coarse · <i>grosse</i>	126–150 µm *
SG = super-coarse · <i>super-grosse</i>	180 µm *

* With some instruments the grit size may deviate from the specified value in relation to their shape and size.

La taille du grain de certains instruments peut varier en fonction de la forme et de la taille de l'instrument

4 - 5 General information

4 - 5 Information générale

6 Overview Diamond
7 - 24 Diamond Instruments
25 Sintered Diamonds
26 - 29 Diamond Discs

6 *Diamant Sommaire*
7 - 24 *Instruments diamantés*
25 *Diamants dans la masse*
26 - 29 *Disques diamantés*




30 Overview Tungsten Carbide
31 - 33 Burs
34 - 35 Crown Cutters
35 Amalgam / Adhesive Remover
36 - 40 Finishing Instruments
41 - 43 Surgical Instruments/Endodontics
44 - 58 Overview Blade Configurations / Cutters

30 *Carbure de Tungstène Sommaire*
31 - 33 *Fraises*
34 - 35 *Fraises pour découper les couronnes*
35 *Fraise pour le retrait des amalgames/excédents de colle*
36 - 40 *Fraises à finir*
41 - 43 *Instruments chirurgicaux*
44 - 58 *Guide Fraises / Fraises*



59 Diamond-Grinder/Separating Discs

59 *Abrasifs en diamant pour zircone /
Disques à séparer*



60 Overview Polishers
61 - 73 Polishers
74 Brushes
75 Mandrels

60 *Polissoirs Sommaire*
61 - 73 *Polissoirs*
74 *Brossettes*
75 *Mandrins*



76 - 79 Instrument Sets
80 - 81 Diamond Forceps
82 - 83 Disinfecting, Cleaning
and Sterilization
84 - 87 Safety Precautions
for the Use of Dental
Rotary Instruments
88 - 96 Index / Notes

76 - 79 *Coffrets*
80 - 81 *Pincés d'extraction diamantés*
82 - 83 *Désinfection, nettoyage et stérilisation*
84 - 87 *Conseils d'utilisation et de sécurité
pour les instruments dentaires rotatifs*
88 - 96 *Index / Notes*

Please note that the various instruments within each product group (e.g. diamonds or tungsten carbide) are sorted by their reference number, i.e. 368, 368A, 369, etc. in ascending order.
 Exception: polishers are sorted by their field of application, e.g. polishers for ceramics.

*Les divers instruments contenus dans chaque groupe de produits (p. ex. diamantés ou carbure de Tungstène) sont classés par ordre croissant de leur n° de référence (p. ex. 368, 368A, 369, etc.).
 Exception : Les polissoirs sont classés par leur domaine d'application, p. ex. polissoirs pour céramique.*

Table structure/Ordering options | Structure du tableau / Possibilités de commande

<p>Instrument</p> <p>Enlarged representation of the head portion.</p>	<p><i>Instrument</i></p> <p><i>Représentation agrandie de la partie travaillante</i></p>	<p>Line drawings 1:1</p> <p>The line drawings show the actual size of the individual instruments.</p>	<p><i>Schéma 1 : 1</i></p> <p><i>Le schéma représente la grandeur réelle de l'instrument</i></p>
<p>Colour coding + REF number</p> <p>The colour coding indicates the grit size or type of toothing.</p>	<p><i>Identification couleur + Numéro REF</i></p> <p><i>L'identification couleur vous informe sur la granulométrie, ou le type de denture</i></p>		
<p>Shank type ISO 6360</p> <p><i>Attention:</i> With extra-long head and/or neck the overall length will change!</p>	<p><i>Type de tige ISO 6360</i></p> <p><i>Attention:</i> la longueur totale change pour les instruments munis d'une tête ou d'un col longs!</p>	<p>Dimensions/designations</p> <p>The designations, numbers, sizes and production dimensions mainly correspond to the currently applicable ISO and DIN standards.</p>	<p><i>Dimensions / Désignations</i></p> <p><i>Les désignations, numérotations, tailles et dimensions correspondent généralement aux normes ISO et DIN en vigueur.</i></p>

How to order? | Possibilités de commandes

You can either use the REF order number or the ISO numbering system when placing an order.

Vous pouvez aussi bien commander avec le numéro REF qu'avec la numérotation ISO

REF order number

Please specify the REF order number + shank type number + the respective size.

Numéro REF

Veillez indiquer le numéro REF + le numéro de tige + la taille désirée

ISO order number

Please specify the ISO number + the respective size.

Numéro ISO

Veillez indiquer le numéro ISO + la taille correspondante

Sample Order | Exemple d'une commande

835 Medium Grain
Granulométrie moyenne

835F Fine Grain
Granulométrie fine

Order by REF No. | Commande avec le numéro REF

835 + .314. + 010 or / ou

835F + .314. + 010 or / ou

Order by ISO No. | Commande avec le numéro ISO

806.314.107.524. + 010

806.314.107.514. + 010

Numbering system | Système de numérotation ISO 6360

Some features of rotary instruments are already internationally standardized. For example, coupling dimensions, shank diameter and shank type (ISO 1797) as well as the sizes (ISO 2157). The international harmonization of instrument designations is guaranteed by the ISO numbering system.

Des normes internationales sont déjà déterminées pour certaines propriétés des instruments rotatifs. Cela s'applique notamment aux dimensions, aux diamètres, aux types de tige (ISO 1797) et de taille (ISO 2157). L'unité internationale des désignations des instruments est assurée par le système de numérotation ISO.

The ISO order number consists of a certain number code indicating specific instrument-related data for clear identification.

Le numéro ISO est composé d'une certaine numérotation qui informe sur les données des instruments qui permettent une identification exacte.

<p>Material of the working part</p> <ul style="list-style-type: none"> • Diamond, galvanic metal bond 	<p>Shank and overall length</p> <ul style="list-style-type: none"> • FG • 19 mm coupling dimensions according to ISO 1797 	<p>Shape and design</p> <ul style="list-style-type: none"> • cylindrical, round edges • fine grit, hard bond 	<p>Nominal size ISO 2157</p> <ul style="list-style-type: none"> • Largest diameter of the working part (1/-mm)
<p><i>Matériau de la partie travaillante</i></p> <ul style="list-style-type: none"> • Diamant à liant galvanique 	<p><i>Tige et longueur totale</i></p> <ul style="list-style-type: none"> • FG • 19 mm dimension selon ISO 1797 	<p><i>Forme et spécificité</i></p> <ul style="list-style-type: none"> • Cône renversé, convexe, bords arrondis • Grain fin, liant dur 	<p><i>Taille nominale ISO 2157</i></p> <ul style="list-style-type: none"> • Diamètre le plus fort de la partie travaillante (1/-mm)

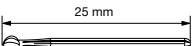
Shank type | Types de tige ISO 6360 · ISO 1797



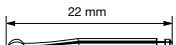
313 · FG short
FG court  $\text{Ø } 1,60 \text{ mm}$

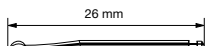
314 · FG (Friction Grip)
FG  $\text{Ø } 1,60 \text{ mm}$

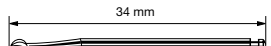
315 · FG long
FG long  $\text{Ø } 1,60 \text{ mm}$

316 · FG extra-long
FG extra-long  $\text{Ø } 1,60 \text{ mm}$

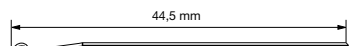


204 · Right-angle
Contre-angle  $\text{Ø } 2,35 \text{ mm}$



















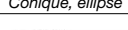









205 · Right-angle long
Contre-angle long  $\text{Ø } 2,35 \text{ mm}$

206 · Right-angle extra-long
Contre-angle extra-long  $\text{Ø } 2,35 \text{ mm}$



104 · Handpiece
Pièce-à-main  $\text{Ø } 2,35 \text{ mm}$

Preparation instruments | Instruments de préparation

				
Bud <i>Bouton</i> 7	Round <i>Rond</i> 8	Lenticular <i>Lenticulaire</i> 10	Tapered <i>Conique</i> 12–13	Torpedo <i>Torpedo</i> 16
				
Egg <i>Œuf</i> 7	Inverted cone <i>Cône renversé</i> 8	Onion-shaped <i>Oignon</i> 10	Tapered round <i>Conique à bout rond</i> 13–14, 18	Torpedo tapered <i>Torpedo conique</i> 16
				
Special <i>Forme spéciale</i> 7	Double cone <i>Double cône</i> 9	Concave <i>Concave</i> 10	Tapered, ellipse-shaped <i>Conique, ellipse</i> 13, 15	Palatinal grinding instruments <i>Instruments pour les faces palatines</i> 18
				
Grenade <i>Grenade</i> 7, 18	Diabolo <i>Diabolo</i> 9	Pear <i>Poire</i> 9, 10	Pointed <i>Pointu</i> 14, 18	
				
Interdental <i>Interdentaire</i> 7	Wheel <i>Roue</i> 9, 18	Cylinder <i>Cylindre</i> 10–11	Flame <i>Flamme</i> 15	
				
	Groove grinding instruments <i>Instruments à rainurer</i> 9	Cylinder round <i>Cylindre rond</i> 11, 17	Needle-shaped <i>Pointe</i> 15, 17, 18	
				
		Cylinder pointed <i>Cylindre pointu</i> 17		
				
		Cylinder, end-cutting only <i>Cylindre, active à la pointe seulement</i> 11		

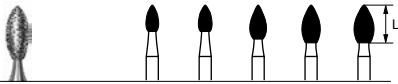
Diamond Instruments FG short <i>Instruments diamantés FG court</i>	19
Titanium Nitride (TiN) Coated Instruments <i>Instruments munis d'un revêtement en nitrure de titane (TiN)</i>	20–21
Micropreparation <i>Micropréparation</i>	22
InteC Instruments <i>Instruments InteC</i>	23
Diamond Finishing Strips <i>Strips diamantés</i>	24
Diamond tools for laboratory application <i>Grosses fraises pour le laboratoire dentaire</i>	24
Sintered Diamonds <i>Diamants dans la masse</i>	25
Diamond Discs <i>Disques diamantés</i>	26–29

Please note that the various instruments within each product group (e.g., diamond burs, InteC or sintered diamonds) are sorted by their reference number in ascending order.

Les divers instruments contenus dans chaque groupe de produits (p. ex. fraises diamantées, InteC ou diamants dans la masse) sont classés par ordre croissant de leur n° de référence.



368

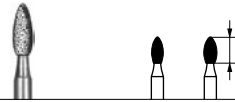


Lmm		3,5	3,5	4,5	5,0	5,0
REF	368					
ISO		806.204.257.524...				023
		806.314.257.524...	016	018	021	023
	368SG					
		806.314.257.544...				023
	368G					
		806.314.257.534...	016		021	023
	368F					
		806.204.257.514...				023
		806.314.257.514...	016	018	021	023
	368C					
		806.204.257.504...				025
		806.314.257.504...	016	018	021	023

021-025 = max. 300 000 min⁻¹



368 A



Lmm		3,5	3,5
REF	368 A		
ISO		806.314.254.524...	016 018
	368AG		
		806.314.254.534...	016
	368AF		
		806.314.254.514...	016
	368AC		
		806.314.254.504...	016
	368AU		
		806.314.254.494...	016



369



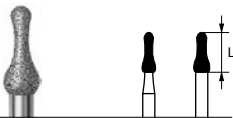
Lmm		5,5
REF	369	
ISO		806.314.263.524...
		025

025 = max. 160 000 min⁻¹



Occlu-Former

369 A

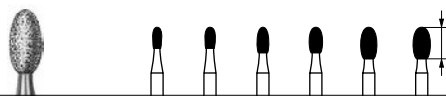


Lmm		5,0	5,0
REF	369 A		
ISO		806.314.506.524...	018 023
	369AG		
		806.314.506.534...	023
	369AF		
		806.314.506.514...	018

023 = max. 300 000 min⁻¹



379



Lmm		2,8	2,8	3,4	3,4	4,2	4,2
REF	379						
ISO		806.314.277.524...		014		018	023
	379SG						
		806.314.277.544...					023
	379G						
		806.314.277.534...					023
	379F						
		806.204.277.514...					023
		806.314.277.514...	012		016	018	021 023
	379C						
		806.314.277.504...			016	018	023

021 = max. 300 000 min⁻¹

023 = max. 300 000 min⁻¹



NEW

379 B



Lmm		4,3
REF	379 B	
ISO		806.314.277.524...
		020

020 = max. 300 000 min⁻¹




390



Lmm		3,5
REF	390	
ISO		806.314.274.524...
		016
	390F	
		806.314.274.514...
		016
	390C	
		806.314.274.504...
		016

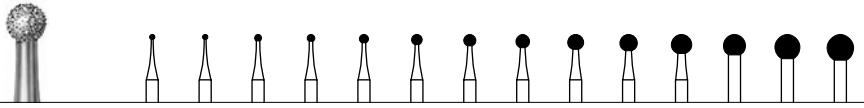


392



Lmm		5,0	5,0
REF	392		
ISO		806.314.465.524...	016
	392F		
		806.314.465.514...	016
	392C		
		806.314.465.504...	014

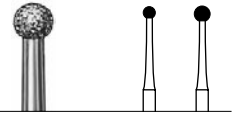
U = ISO 494 White ring · Bague blanche	ultra-fine · ultra-fine	10 µm	- = ISO 524 without ring · sans bague	medium · moyenne	105-120 µm
C = ISO 504 Yellow ring · Bague jaune	extra-fine · extra-fine	25 µm	G = ISO 534 Green ring · Bague verte	coarse · grosse	126-150 µm
F = ISO 514 Red ring · Bague rouge	fine · fine	46 µm	SG = ISO 544 Black ring · Bague noire	super-coarse · super-grosse	180 µm



801

REF	801											
ISO	806.104.001.524...	008	010	012	014	016	018	021	023	027	033	
	806.204.001.524...	009	010	012	014	016	018	021	023	027	033	
	806.314.001.524...	007	008	009	010	012	014	016	018	021	023	029 033 035
	801 G											
	806.314.001.534...	009	010	012	014	016	018	021	023	029		
	801 F											
	806.204.001.514...						018		023		033	
	806.314.001.514...				014		018	021	023	029	033	
	801 C											
	806.204.001.504...								023			
	806.314.001.504...		012	014	016	018			023	029		

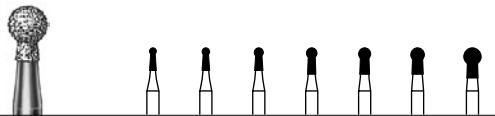
023 = max. 300 000 min⁻¹ 033 = max. 120 000 min⁻¹
 029 = max. 140 000 min⁻¹ 035 = max. 120 000 min⁻¹



801L

REF	801L	
ISO	806.314.697.524...	016
	801 LSG	
	806.314.697.544...	016
	801 LG	
	806.314.697.534...	016 021

016 = max. 300 000 min⁻¹
 021 = max. 300 000 min⁻¹



802

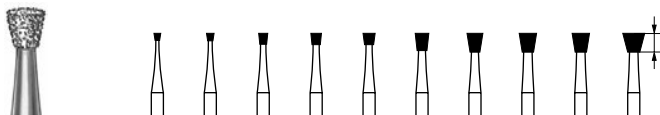
Lmm		3,0	3,0	3,0	3,5	3,5	3,5	4,0
REF	802							
ISO	806.314.002.524...	009	010	012	014	016	018	023
	802 G							
	806.314.002.534...	010	012	014				

023 = max. 300 000 min⁻¹



806

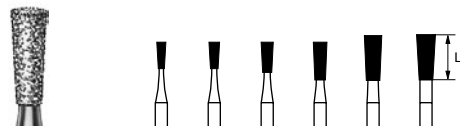
Lmm		2,5	2,5	2,5	3,0	3,0	3,0
REF	806						
ISO	806.314.019.524...	009	010	012	014	016	018
	806 G						
	806.314.019.534...	010	012	014	016		



805

Lmm		-	1,0	1,5	1,5	1,5	2,3	2,5	2,5	2,5	3,0
REF	805										
ISO	806.104.010.524...		012	014	016	018	021		025	027	
	806.204.010.524...		012								
	806.314.010.524...	009	010	012	014	016	018		023		
	805 G										
	806.314.010.534...	010	012	014	016	018					
	805 F										
	806.314.010.514...			014							

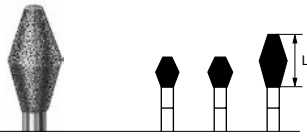
025 = max. 160 000 min⁻¹



807

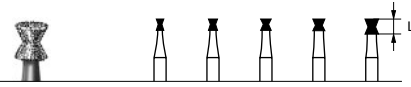
Lmm		3,5	3,5	4,0	5,0	6,0
REF	807					
ISO	806.104.225.524...			018	023	025
	806.314.225.524...	012	014	016	018	
	807 G					
	806.314.225.534...		014	016		

U = ISO 494 White ring · Bague blanche	ultra-fine · ultra-fine	10 µm	- = ISO 524 without ring · sans bague	medium · moyenne	105–120 µm
C = ISO 504 Yellow ring · Bague jaune	extra-fine · extra-fine	25 µm	G = ISO 534 Green ring · Bague verte	coarse · grosse	126–150 µm
F = ISO 514 Red ring · Bague rouge	fine · fine	46 µm	SG = ISO 544 Black ring · Bague noire	super-coarse · super-grosse	180 µm



811

Lmm		4,2	4,2	7,0
REF	811			
ISO	806.314.038.524...	031	033	037
		031 = max. 140 000 min ⁻¹	037 = max. 100 000 min ⁻¹	
		033 = max. 100 000 min ⁻¹		



813

Lmm		1,5	1,5	1,5	1,5	2,0
REF	813					
ISO	806.314.032.524...	010	012	014	016	018

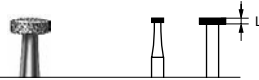


NEW



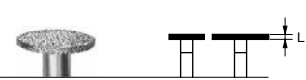
814

REF	814		
ISO	806.104.493.524...	030	045
		030 = max. 80 000 min ⁻¹	
		045 = max. 80 000 min ⁻¹	



815

Lmm		0,5	0,8
REF	815		
ISO	806.314.040.524...	014	035
		035 = max. 100 000 min ⁻¹	



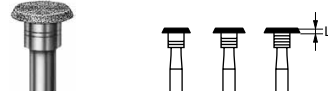
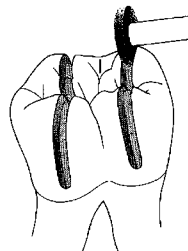
818

Lmm		0,7	0,7
REF	818		
ISO	806.314.041.524...	047	050
		047 = max. 80 000 min ⁻¹	
		050 = max. 80 000 min ⁻¹	



822

Lmm		2,0	2,0
REF	822		
ISO	806.314.232.524...	008	009



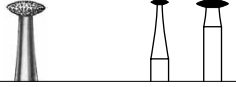
824

Lmm		0,8	1,0	1,3
REF	824			
ISO	806.314.055.524...	037	042	047
		037 = max. 100 000 min ⁻¹	047 = max. 90 000 min ⁻¹	
		042 = max. 80 000 min ⁻¹		

U = ISO 494 White ring · Bague blanche	ultra-fine · ultra-fine	10 µm	- = ISO 524 without ring · sans bague	medium · moyenne	105–120 µm
C = ISO 504 Yellow ring · Bague jaune	extra-fine · extra-fine	25 µm	G = ISO 534 Green ring · Bague verte	coarse · grosse	126–150 µm
F = ISO 514 Red ring · Bague rouge	fine · fine	46 µm	SG = ISO 544 Black ring · Bague noire	super-coarse · super-grosse	180 µm



825

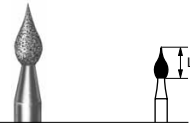


REF	825
ISO	806.104.304.524... 023
	806.314.304.524... 023 042

023 = max. 300 000 min⁻¹
 042 = max. 80 000 min⁻¹



827



Lmm	4,2
REF	827 C
ISO	806.314.464.504... 018

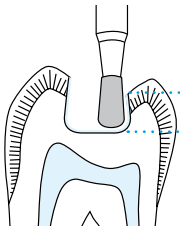


833



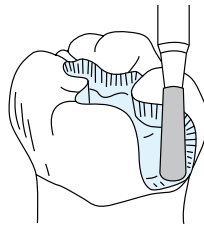
Lmm	3,5
REF	833 F
ISO	806.314.466.514... 031
	833 C
	806.314.466.504... 031

031 = max. 140 000 min⁻¹



2,7mm

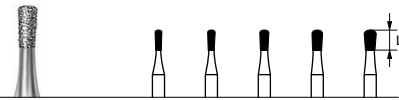
The 2.7 mm working part serves as a depth control to avoid damage to the pulp.
 La longueur de la tête de 2,7 mm sert de contrôle de la profondeur afin d'éviter tout dommage à la pulpe.



Preparation of a cervical shoulder
 Préparation épaulement cervical



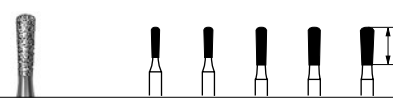
830



Lmm	2,7	2,7	2,7	2,7	2,7
REF	830				
ISO	806.314.233.524... 009	010	012	014	016
	830 G				
	806.314.233.534... 010	012	014	016	



830 L



Lmm	4,0	4,0	5,0	5,0	5,0
REF	830 L				
ISO	806.314.234.524... 010	012	014	016	018
	830 L SG				
	806.314.234.544... 014				
	830 L G				
	806.314.234.534... 012	014	016	018	



830 RLA



Lmm	4,7
REF	830 RLA
ISO	806.314.237.524... 032

032 = max. 100 000 min⁻¹



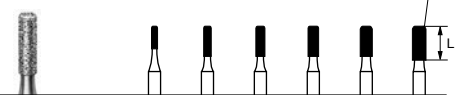
835



Lmm	3,0	3,0	3,0	4,0	4,0	4,0	4,0	4,0
REF	835							
ISO	806.104.107.524... 010							
	806.204.107.524... 010	012						
	806.314.107.524... 006	008	009	010	012	014	016	018
	835 G							
	806.314.107.534... 009	010	012	014				
	835 F							
	806.314.107.514... 010	014						



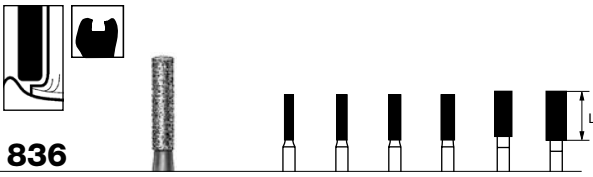
835 KR



Lmm	3,0	4,0	4,0	4,0	4,0	4,0
REF	835 KR					
ISO	806.314.156.524... 008	010	012	014	016	018
	835 KR G					
	806.314.156.534... 010	012	014			

U = ISO 494 White ring · Bague blanche ultra-fine · ultra-fine 10 µm
 C = ISO 504 Yellow ring · Bague jaune extra-fine · extra-fine 25 µm
 F = ISO 514 Red ring · Bague rouge fine · fine 46 µm

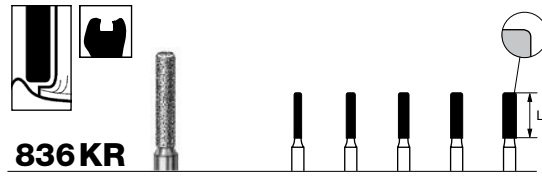
- = ISO 524 without ring · sans bague medium · moyenne 105–120 µm
 G = ISO 534 Green ring · Bague verte coarse · grosse 126–150 µm
 SG = ISO 544 Black ring · Bague noire super-coarse · super-grosse 180 µm



836

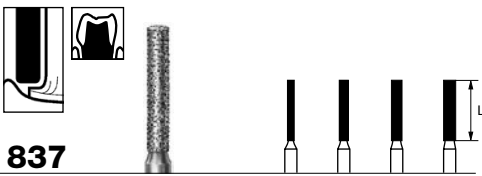
Lmm		6,0	6,0	6,0	6,0	6,0	6,5
REF	836						
ISO	806.104.110.524...						023 027
	806.314.110.524...	012	014	016	018		
	836SG						
	806.314.110.544...	014					
	836G						
	806.314.110.534...	012	014	016	018		
	836F						
	806.314.110.514...	012					

027 = max. 160 000 min⁻¹



836KR

Lmm		6,0	6,0	6,0	6,0	6,0
REF	836KR					
ISO	806.314.157.524...	010	012	014	016	018
	836KR G					
	806.314.157.534...	010	012	014		

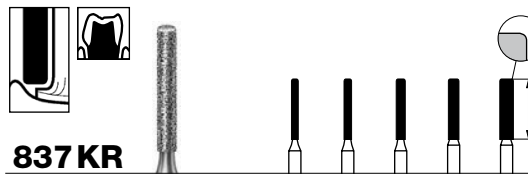


837

Lmm		8,0	8,0	8,0	8,0
REF	837				
ISO	806.104.111.524...		014	016	
	806.204.111.524...	012			
	806.314.111.524...	009	012	014	016
	837SG				
	806.314.111.544...	014			
	837G				
	806.314.111.534...	012	014	016	

009 = max. 160 000 min⁻¹

012 = max. 300 000 min⁻¹




837KR

Lmm		8,0	8,0	8,0	8,0	8,0
REF	837KR					
ISO	806.314.158.524...	009	010	012	014	
	837KR G					
	806.314.158.534...			014	018	
	837KRF					
	806.314.158.514...		012			
	837KRC					
	806.314.158.504...		014			

009 = max. 160 000 min⁻¹

010 = max. 160 000 min⁻¹

012 = max. 300 000 min⁻¹

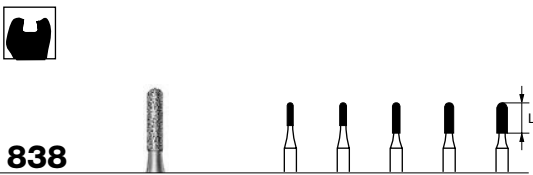


837 L

Lmm		10,0	10,0
REF	837L		
ISO	806.314.112.524...	014	
	837L G		
	806.314.112.534...	012	

012 = max. 300 000 min⁻¹

014 = max. 300 000 min⁻¹



838

Lmm		3,0	3,0	4,0	4,0	4,0
REF	838					
ISO	806.314.137.524...	008	009	010	012	014
	838SG					
	806.314.137.544...				012	
	838G					
	806.314.137.534...				012	014
	838F					
	806.314.137.514...				012	



839

REF	839		
ISO	806.314.150.524...	010	012

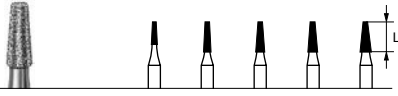
010 = max. 160 000 min⁻¹

012 = max. 300 000 min⁻¹

U = ISO 494 White ring · <i>Bague blanche</i>	ultra-fine · <i>ultra-fine</i>	10 µm	- = ISO 524 without ring · <i>sans bague</i>	medium · <i>moyenne</i>	105–120 µm
C = ISO 504 Yellow ring · <i>Bague jaune</i>	extra-fine · <i>extra-fine</i>	25 µm	G = ISO 534 Green ring · <i>Bague verte</i>	coarse · <i>grosse</i>	126–150 µm
F = ISO 514 Red ring · <i>Bague rouge</i>	fine · <i>fine</i>	46 µm	SG = ISO 544 Black ring · <i>Bague noire</i>	super-coarse · <i>super-grosse</i>	180 µm



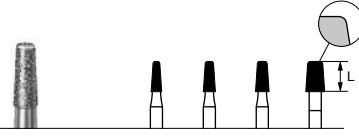
845



Lmm		3,0	4,0	4,0	4,0	4,0
REF	845					
ISO	806.314.168.524...	008	010	012		016
	845 G					
	806.314.168.534...			012	014	

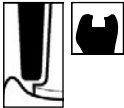


845 KR

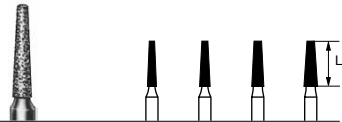


Lmm		4,0	4,0	4,0	4,0
REF	845 KR				
ISO	806.314.544.524...	014	016	018	025
	845 KR F				
	806.314.544.514...		016	018	025

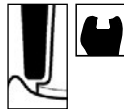
025 = max. 160 000 min⁻¹



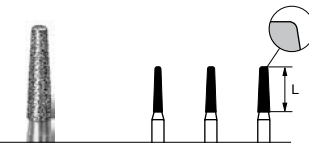
846



Lmm		6,0	6,0	6,0	6,0
REF	846				
ISO	806.314.171.524...	012	014	016	018
	846 G				
	806.314.171.534...	012	016		



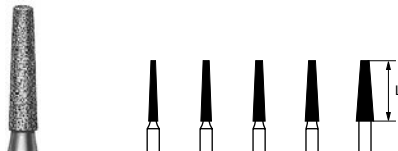
846 KR



Lmm		6,0	6,0	6,0
REF	846 KR			
ISO	806.314.545.524...	012	014	016
	846 KR G			
	806.314.545.534...		016	



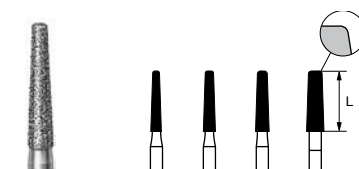
847



Lmm		8,0	8,0	8,0	8,0	8,0
REF	847					
ISO	806.104.172.524...					023
	806.314.172.524...	012	014	016	018	023
	847 SG					
	806.314.172.544...			016		
	847 G					
	806.314.172.534...	012	014	016	018	
	847 F					
	806.314.172.514...		014			



847 KR

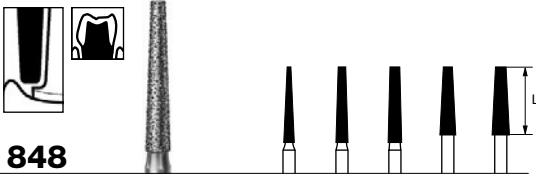


Lmm		8,0	8,0	8,0	8,0
REF	847 KR				
ISO	806.314.546.524...	012	014	016	018
	847 KR G				
	806.314.546.534...			016	018

012 = max. 300 000 min⁻¹

012 = max. 300 000 min⁻¹
 023 = max. 300 000 min⁻¹


U = ISO 494 White ring · Bague blanche	ultra-fine · ultra-fine	10 µm	- = ISO 524 without ring · sans bague	medium · moyenne	105–120 µm
C = ISO 504 Yellow ring · Bague jaune	extra-fine · extra-fine	25 µm	G = ISO 534 Green ring · Bague verte	coarse · grosse	126–150 µm
F = ISO 514 Red ring · Bague rouge	fine · fine	46 µm	SG = ISO 544 Black ring · Bague noire	super-coarse · super-grosse	180 µm



848

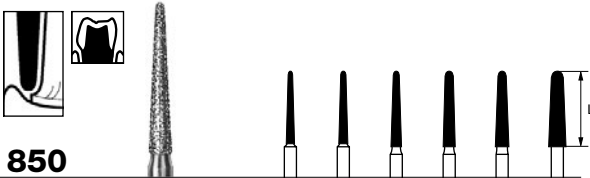
Lmm		10,0	10,0	10,0	9,0	9,0
REF	848					
ISO	806.104.173.524...	016				023
	806.204.173.524...	016				
	806.314.173.524...	014	016	018	021	023
	848 SG					
	806.314.173.544...	016				
	848 G					
	806.314.173.534...	014	016	018	021	023
	848 F					
	806.314.173.514...	016				

014 = max. 300 000 min⁻¹ 021 = max. 300 000 min⁻¹
 016 = max. 300 000 min⁻¹ 023 = max. 300 000 min⁻¹
 018 = max. 300 000 min⁻¹



849

Lmm		4,0
REF	849	
ISO	806.314.194.524...	012
	849 G	
	806.314.194.534...	012



850

Lmm		10,0	10,0	10,0	10,0	10,0	10,0
REF	850						
ISO	806.104.199.524...			016	018	023	
	806.204.199.524...				018		
	806.314.199.524...	011	012	014	016	018	023
	850 SG						
	806.314.199.544...				016		
	850 G						
	806.314.199.534...	012	014	016	018	023	
	850 F						
	806.314.199.514...	012	014	016			
	850 C						
	806.314.199.504...				016		

011 = max. 160 000 min⁻¹ 014 = max. 300 000 min⁻¹ 018 = max. 300 000 min⁻¹
 012 = max. 300 000 min⁻¹ 016 = max. 300 000 min⁻¹ 023 = max. 300 000 min⁻¹



850 SMF

Lmm		10,0
REF	850 S MF	
ISO	806.314.199.xxx...	011
	011 = max. 160 000 min ⁻¹	



851

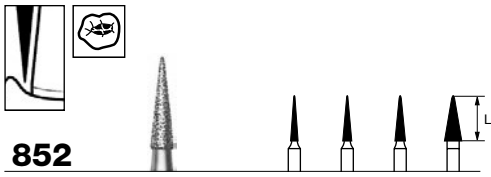
Lmm		8,0	8,0
REF	851		
ISO	806.314.219.524...	012	016

012 = max. 300 000 min⁻¹



Break off the lamina.
 Eliminer le contact par une lamelle de l'émail.

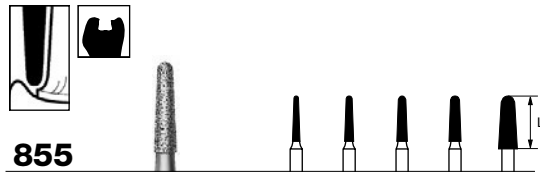
U = ISO 494 White ring · Bague blanche	ultra-fine · ultra-fine	10µm	- = ISO 524 without ring · sans bague	medium · moyenne	105-120µm
C = ISO 504 Yellow ring · Bague jaune	extra-fine · extra-fine	25µm	G = ISO 534 Green ring · Bague verte	coarse · grosse	126-150µm
F = ISO 514 Red ring · Bague rouge	fine · fine	46µm	SG = ISO 544 Black ring · Bague noire	super-coarse · super-grosse	180µm



852

Lmm		6,0	6,0	6,0	6,0
REF	852				
ISO	806.314.164.524...	012			
	852G				
	806.314.164.534...		023		
	852F				
	806.314.164.514...	012	014		
	852C				
	806.314.164.504...	010	014		
	852U				
	806.314.164.494...	010			

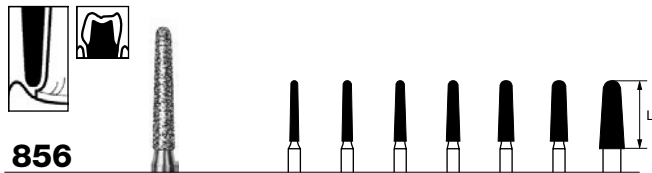
010 = max. 160 000 min⁻¹
 023 = max. 300 000 min⁻¹



855

Lmm		6,0	6,0	6,0	6,0	7,0
REF	855					
ISO	806.314.197.524...	010	012	014	016	025
	855SG					
	806.314.197.544...					025
	855G					
	806.314.197.534...		012		016	025
	855F					
	806.314.197.514...	010				


010 = max. 160 000 min⁻¹
 025 = max. 160 000 min⁻¹



856

Lmm		8,0	8,0	8,0	8,0	8,0	8,0	9,0
REF	856							
ISO	806.104.198.524...				018			033
	806.314.198.524...	012	014	016	018	021		
	856SG							
	806.314.198.544...		016	018				
	856G							
	806.314.198.534...	012	014	016	018	021	023	
	856F							
	806.314.198.514...	012	014	016	018	021	023	
	856C							
	806.314.198.504...	012						

012 = max. 300 000 min⁻¹ 023 = max. 300 000 min⁻¹
 021 = max. 300 000 min⁻¹ 033 = max. 100 000 min⁻¹



856P

Lmm		8,0	8,0
REF	856P		
ISO	806.314. 524...	018	021
	856PG		
	806.314. 534...	018	021
	856PF		
	806.314. 514...	018	021

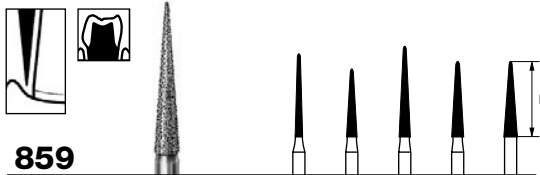
= max. 160 000 min⁻¹



858

Lmm		8,0	8,0
REF	858		
ISO	806.104.165.524...	014	
	806.314.165.524...	010	014
	858G		
	806.314.165.534...		014
	858F		
	806.314.165.514...	010	014
	858C		
	806.314.165.504...	014	

010 = max. 300 000 min⁻¹
 014 = max. 300 000 min⁻¹



859

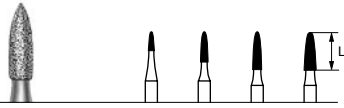
Lmm		11,0	9,0	12,0	10,0	10,0
REF	859					
ISO	806.104.166.524...					018
	806.314.166.524...		014			018
	806.314.167.524...	010		015		
	859G					
	806.314.166.534...		014			018
	859F					
	806.314.166.514...		014			018
	806.314.167.514...	010				
	859C					
	806.314.166.504...	010	014		016	018
	859U					
	806.314.166.494...		014			

010 = max. 300 000 min⁻¹ 016 = max. 300 000 min⁻¹
 014 = max. 300 000 min⁻¹ 018 = max. 300 000 min⁻¹
 015 = max. 160 000 min⁻¹

U = ISO 494 White ring · Bague blanche	ultra-fine · ultra-fine	10µm	- = ISO 524 without ring · sans bague	medium · moyenne	105–120µm
C = ISO 504 Yellow ring · Bague jaune	extra-fine · extra-fine	25µm	G = ISO 534 Green ring · Bague verte	coarse · grosse	126–150µm
F = ISO 514 Red ring · Bague rouge	fine · fine	46µm	SG = ISO 544 Black ring · Bague noire	super-coarse · super-grosse	180µm



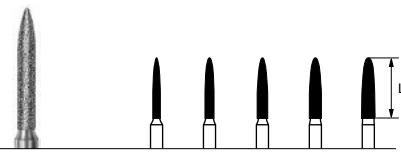
860



Lmm		2,5	4,0	5,0	5,0
REF	860				
ISO	806.314.245.524...	010	012	016	
	860 G				
	806.314.245.534...		012		
	860 F				
	806.314.245.514...		012		
	860 C				
	806.204.245.504...	009			
	806.314.245.504...	009	010		



862

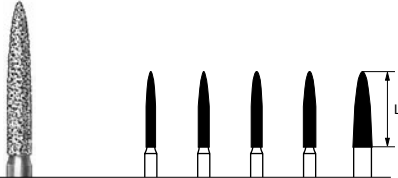


Lmm		8,0	8,0	8,0	8,0	8,0
REF	862					
ISO	806.104.249.524...			016	018	
	806.204.249.524...			014	016	
	806.314.249.524...	010	012	014	016	
	862 SG					
	806.314.249.544...		012			
	862 G					
	806.314.249.534...		012	014	016	
	862 F					
	806.314.249.514...	010	012	014		
	862 C					
	806.204.249.504...			014		
	806.314.249.504...	010	012	014	016	
	862 U					
	806.314.249.494...		012			

010 = max. 300 000 min⁻¹
 012 = max. 300 000 min⁻¹



863



Lmm		10,0	10,0	10,0	10,0	10,0
REF	863					
ISO	806.104.250.524...	012		016		025
	806.314.250.524...	012	014	016	018	
	863 G					
	806.314.250.534...	012	014	016	018	
	863 F					
	806.204.250.514...			016		
	806.314.250.514...	012	014	016		
	863 C					
	806.204.250.504...	012				
	806.314.250.504...	012		016		

012 = max. 300 000 min⁻¹
 014 = max. 300 000 min⁻¹
 016 = max. 300 000 min⁻¹




863 GK

Lmm		10,0
REF	863 GK C	
ISO	806.314.256.504...	012

012 = max. 300 000 min⁻¹



864



Lmm		12,0	12,0
REF	864		
ISO	806.314.251.524...	016	
	864 G		
	806.314.251.534...	016	018

016 = max. 160 000 min⁻¹
 018 = max. 160 000 min⁻¹

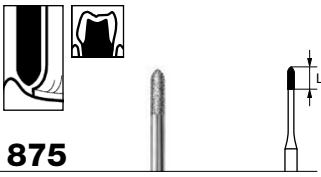


868

Lmm		8,0	8,0
REF	868		
ISO	806.314.223.524...	012	016

012 = max. 300 000 min⁻¹

U = ISO 494 White ring · Bague blanche	ultra-fine · ultra-fine	10µm	- = ISO 524 without ring · sans bague	medium · moyenne	105–120µm
C = ISO 504 Yellow ring · Bague jaune	extra-fine · extra-fine	25µm	G = ISO 534 Green ring · Bague verte	coarse · grosse	126–150µm
F = ISO 514 Red ring · Bague rouge	fine · fine	46µm	SG = ISO 544 Black ring · Bague noire	super-coarse · super-grosse	180µm

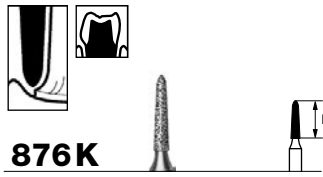


875

Lmm 3,0

REF	875
ISO	806.314.535.524... 009


009 = max. 300 000 min⁻¹



876K

Lmm 5,0

REF	876KG
ISO	806.314.296.534... 012




877

Lmm 6,0 6,0

REF	877
ISO	806.314.288.524... 010 012
	877G
	806.314.288.534... 010 012
	877F
	806.314.288.514... 012

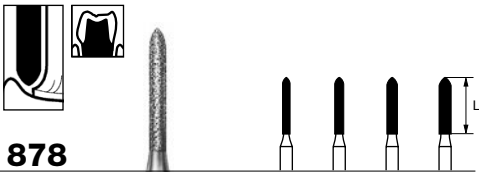
010 = max. 160 000 min⁻¹



877K

Lmm 6,0 6,0 6,0 6,0

REF	877K
ISO	806.314.297.524... 012 014 016
	877KG
	806.314.297.534... 012 014 016 018



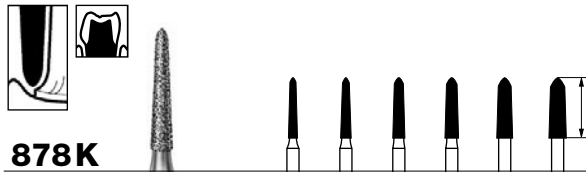
878

Lmm 8,0 8,0 8,0 8,0

REF	878
ISO	806.314.289.524... 010 012 014 016
	878G
	806.314.289.534... 010 012 014 016
	878F
	806.314.289.514... 010 012 014 016

010 = max. 160 000 min⁻¹

012 = max. 300 000 min⁻¹



878K

Lmm 8,0 8,0 8,0 8,0 8,0 8,0

REF	878K
ISO	806.314.298.524... 012 014 016 018 021
	878KSG
	806.314.298.544... 016
	878KG
	806.314.298.534... 012 014 016 018 021 023
	878KF
	806.314.298.514... 014 016

012 = max. 300 000 min⁻¹

023 = max. 300 000 min⁻¹

021 = max. 300 000 min⁻¹



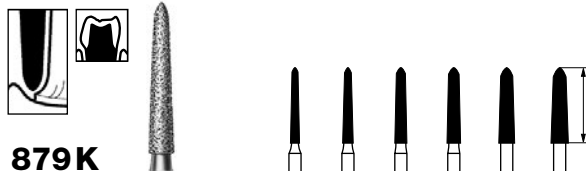
879

Lmm 10,0 10,0 10,0

REF	879
ISO	806.314.290.524... 012 014
	879G
	806.314.290.534... 012 014 016
	879F
	806.314.290.514... 012 014 016
	879C
	806.314.290.504... 012

012 = max. 160 000 min⁻¹ 016 = max. 300 000 min⁻¹

014 = max. 300 000 min⁻¹



879K

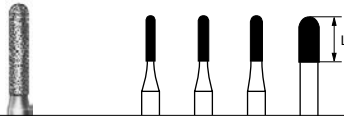
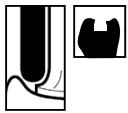
Lmm 10,0 10,0 10,0 10,0 10,0 10,0

REF	879K
ISO	806.314.299.524... 012 014 016 018 021
	879KG
	806.314.299.534... 012 014 016 018 021 023

012 = max. 300 000 min⁻¹ 016 = max. 300 000 min⁻¹ 021 = max. 300 000 min⁻¹

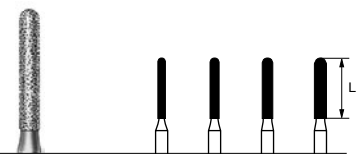
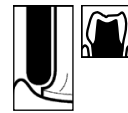
014 = max. 300 000 min⁻¹ 018 = max. 300 000 min⁻¹ 023 = max. 300 000 min⁻¹

U = ISO 494 White ring · Bague blanche	ultra-fine · ultra-fine	10µm	- = ISO 524 without ring · sans bague	medium · moyenne	105–120µm
C = ISO 504 Yellow ring · Bague jaune	extra-fine · extra-fine	25µm	G = ISO 534 Green ring · Bague verte	coarse · grosse	126–150µm
F = ISO 514 Red ring · Bague rouge	fine · fine	46µm	SG = ISO 544 Black ring · Bague noire	super-coarse · super-grosse	180µm



880

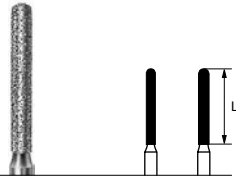
Lmm		6,0	6,0	6,0	6,0
REF	880				
ISO	806.104.140.524...		016	027	
	806.314.140.524...	012	014	016	
	880 G				
	806.314.140.534...	012	014		
	880 F				
	806.314.140.514...	012			



881

Lmm		8,0	8,0	8,0	8,0
REF	881				
ISO	806.314.141.524...	010	012	014	016
	881 G				
	806.314.141.534...		012	014	016
	881 F				
	806.314.141.514...	010	012	014	016


010 = max. 160 000 min⁻¹
 012 = max. 300 000 min⁻¹



882

Lmm		10,0	10,0
REF	882		
ISO	806.314.142.524...	012	014
	882 F		
	806.314.142.514...	012	014

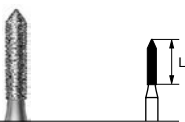
012 = max. 300 000 min⁻¹
 014 = max. 300 000 min⁻¹



883

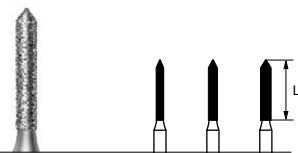
Lmm		3,0
REF	883 G	
ISO	806.314.539.534...	010

010 = max. 300 000 min⁻¹



884

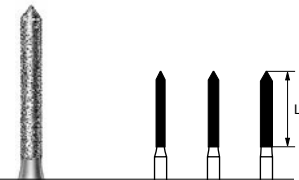
Lmm		6,0
REF	884	
ISO	806.314.129.524...	012
	884 G	
	806.314.129.534...	012
	884 F	
	806.314.129.514...	012



885

Lmm		8,0	8,0	8,0
REF	885			
ISO	806.314.130.524...	012	014	
	885 G			
	806.314.130.534...	012	014	
	885 F			
	806.314.130.514...	010	012	

010 = max. 160 000 min⁻¹
 012 = max. 300 000 min⁻¹

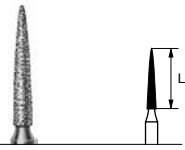


886

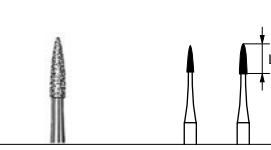
Lmm		10,0	10,0	10,0
REF	886			
ISO	806.314.131.524...	012	014	016
	886 G			
	806.314.131.534...		014	016
	886 F			
	806.314.131.514...		014	

012 = max. 300 000 min⁻¹
 014 = max. 300 000 min⁻¹
 016 = max. 300 000 min⁻¹

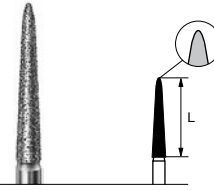
U = ISO 494 White ring · Bague blanche	ultra-fine · ultra-fine	10 µm	- = ISO 524 without ring · sans bague	medium · moyenne	105–120 µm
C = ISO 504 Yellow ring · Bague jaune	extra-fine · extra-fine	25 µm	G = ISO 534 Green ring · Bague verte	coarse · grosse	126–150 µm
F = ISO 514 Red ring · Bague rouge	fine · fine	46 µm	SG = ISO 544 Black ring · Bague noire	super-coarse · super-grosse	180 µm



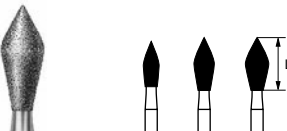
888
Lmm 8,0
REF **888**
ISO 806.314.496.524... **012**
012 = max. 300 000 min⁻¹



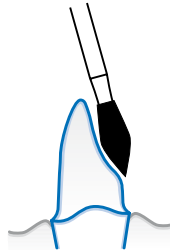
889
Lmm 3,5 4,0
REF **889**
ISO 806.314.540.524... **009**
889 G
806.314.540.534... **009 010**
889 F
806.314.540.514... **009 010**
009 = max. 300 000 min⁻¹
010 = max. 300 000 min⁻¹



898
Lmm 10,5
REF **898**
ISO 806.314.213.524... **016**
016 = max. 300 000 min⁻¹



899
Lmm 6,5 7,0 7,0
REF **899**
ISO 806.314.033.524... **021 027 031**
899 F
806.314.033.514... **021 027**
021 = max. 300 000 min⁻¹ 031 = max. 140 000 min⁻¹
027 = max. 160 000 min⁻¹



909
Lmm 1,0 1,0 2,0
REF **909**
ISO 806.314.068.524... **035 040**
909 G
806.314.068.534... **035 040 045**
035 = max. 100 000 min⁻¹
040 = max. 100 000 min⁻¹
045 = max. 80 000 min⁻¹



NEW




972
Lmm 4,0
REF **972 C**
ISO 806.314.XXX.504... **020**



NEW



973
Lmm 4,7
REF **973 F**
ISO 806.314.XXX.514... **021**
973 C
806.314.XXX.504... **021**



955
Lmm 3,0
REF **955 F**
ISO 806.314.699.514... **008**
955 C
806.314.699.504... **008**
 max. 300 000 min⁻¹



956
Lmm 4,0
REF **956 F**
ISO 806.314.159.514... **010**
956 C
806.314.159.504... **010**

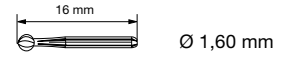


957
Lmm 3,0
REF **957 F**
ISO 806.314.195.514... **009**

U = ISO 494 White ring · Bague blanche	ultra-fine · ultra-fine	10 µm	- = ISO 524 without ring · sans bague	medium · moyenne	105–120 µm
C = ISO 504 Yellow ring · Bague jaune	extra-fine · extra-fine	25 µm	G = ISO 534 Green ring · Bague verte	coarse · grosse	126–150 µm
F = ISO 514 Red ring · Bague rouge	fine · fine	46 µm	SG = ISO 544 Black ring · Bague noire	super-coarse · super-grosse	180 µm

Diamond Instruments FG short Instruments diamantés FG court

313 · FG short · FG court



801

REF	801
ISO	806.313.001.524... 012 014
	801 G
	806.313.001.534... 014



NEW



835

L mm		3,0	3,0	4,0	4,0
REF	835				
ISO	806.313.107.524...	008	009	010	012



856

L mm		8,0	8,0
REF	856 G		
ISO	806.313.198.534...	016	018



878

L mm		8,0	8,0
REF	878		
ISO	806.313.289.524...	012	
	878 G		
	806.313.289.534...	012	014
	878 F		
	806.313.289.514...		014

012 = max. 300 000 min⁻¹



878K

L mm		8,0
REF	878K	
ISO	806.313.298.524...	016

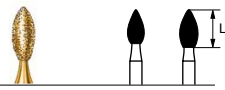
U = ISO 494 White ring · Bague blanche	ultra-fine · ultra-fine	10 µm	- = ISO 524 without ring · sans bague	medium · moyenne	105–120 µm
C = ISO 504 Yellow ring · Bague jaune	extra-fine · extra-fine	25 µm	G = ISO 534 Green ring · Bague verte	coarse · grosse	126–150 µm
F = ISO 514 Red ring · Bague rouge	fine · fine	46 µm	SG = ISO 544 Black ring · Bague noire	super-coarse · super-grosse	180 µm

Titanium Nitride (TiN) Coated Instruments

Instruments munis d'un revêtement de nitrure de titane (TiN)



T 368



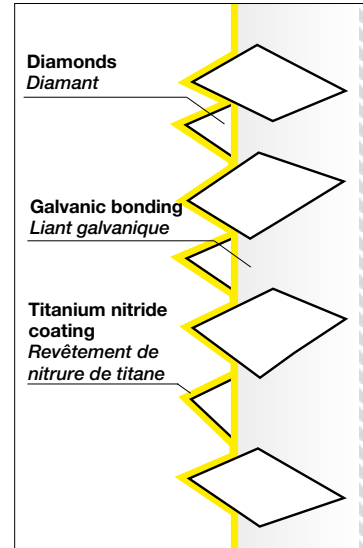
Lmm		2,2	5,0
REF	T 368		
ISO	806.314....524...		023
	T 368 G		
	806.314....534...	020	023
	T 368 F		
	806.314....514...	020	023



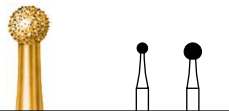
T 379



Lmm		4,2
REF	T 379	
ISO	806.314....524...	023
	T 379 G	
	806.314....534...	023
	T 379 F	
	806.314....514...	023



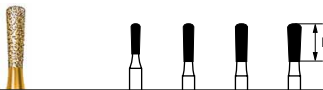
T 801



REF	T 801	
ISO	806.314....534...	014
	T 801 G	
	806.314....534...	014 023



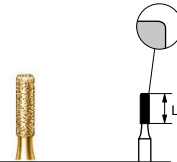
T 830 L



Lmm		4,0	5,0	5,0	5,0
REF	T 830 L				
ISO	806.314....524...	012	014	016	
	T 830 L G				
	806.314....534...	012	014	016	018



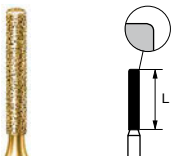
T 835 KR



Lmm		4,0
REF	T 835 KR	
ISO	806.314....524...	012
	T 835 KR G	
	806.314....534...	012



T 837 KR



Lmm		8,0
REF	T 837 KR	
ISO	806.314....524...	014
	T 837 KR G	
	806.314....534...	014



T 847



Lmm		8,0
REF	T 847 G	
ISO	806.314....534...	016



T 848



Lmm		8,0
REF	T 848 G	
ISO	806.314....534...	018

018 = max. 160 000 min⁻¹

U = ISO 494 White ring · Bague blanche	ultra-fine · ultra-fine	10 µm	- = ISO 524 without ring · sans bague	medium · moyenne	105–120 µm
C = ISO 504 Yellow ring · Bague jaune	extra-fine · extra-fine	25 µm	G = ISO 534 Green ring · Bague verte	coarse · grosse	126–150 µm
F = ISO 514 Red ring · Bague rouge	fine · fine	46 µm	SG = ISO 544 Black ring · Bague noire	super-coarse · super-grosse	180 µm

T 850

Lmm		8,0	8,0	8,0
REF	T 850			
ISO	806.314....524...	012	014	
	T 850 G			
	806.314....534...	012	014	016
	T 850 F			
	806.314....514...	012		

T 855

Lmm		6,0
REF	T 855	
ISO	806.314....524...	025
	T 855 G	
	806.314....534...	025

T 856

Lmm		8,0	8,0	8,0	8,0
REF	T 856				
ISO	806.314....524...	016	018		
	T 856 G				
	806.314....534...	014	016	018	021

T 862

Lmm		8,0	8,0
REF	T 862 G		
ISO	806.314....534...	012	014
	T 862 F		
	806.314....514...	012	

T 863

Lmm		10,0	10,0	10,0
REF	T 863 G			
ISO	806.314....534...	012	014	016
	T 863 F			
	806.314....514...	012	014	016

T 878

Lmm		8,0	8,0	8,0
REF	T 878			
ISO	806.314....524...	012	014	
	T 878 G			
	806.314....534...	010	012	014
	T 878 F			
	806.314....514...		014	

T 878K

Lmm		8,0	8,0	8,0
REF	T 878K			
ISO	806.314....524...		018	
	T 878K G			
	806.314....534...	014	016	018

T 879

Lmm		10,0	10,0	10,0
REF	T 879			
ISO	806.314....524...	014	016	
	T 879 G			
	806.314....534...	012	014	016
	T 879 F			
	806.314....514...	014	016	

T 879K

Lmm		10,0	10,0
REF	T 879K G		
ISO	806.314....524...	016	018

T 880

Lmm		6,0	6,0
REF	T 880 G		
ISO	806.314....534...	012	014

T 881

Lmm		6,0	6,0	6,0
REF	T 881			
ISO	806.314....524...	012		
	T 881 G			
	806.314....534...	012	014	016
	T 881 F			
	806.314....514...	012	014	016

U = □ ISO 494 White ring · Bague blanche	ultra-fine · ultra-fine	10µm	- = ISO 524 without ring · sans bague	medium · moyenne	105–120µm
C = ■ ISO 504 Yellow ring · Bague jaune	extra-fine · extra-fine	25µm	G = ■ ISO 534 Green ring · Bague verte	coarse · grosse	126–150µm
F = ■ ISO 514 Red ring · Bague rouge	fine · fine	46µm	SG = ■ ISO 544 Black ring · Bague noire	super-coarse · super-grosse	180µm

Micropreparation

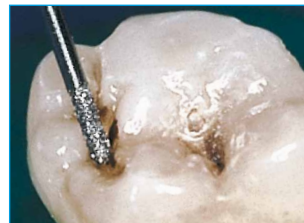
Micro préparation



① Initial situation:
Undermining fissure caries and proximal caries
Situation de départ : Carie du sillon profonde et carie des faces proximales



② Minimally invasive opening and detection of the size of the carious defect with instrument 889B.007
Ouverture peu invasive et détermination de la taille de la lésion carieuse avec l'instrument 889B.007.



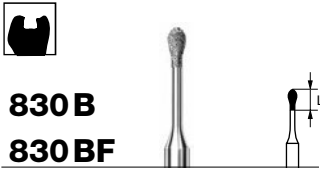
③ Excavation of minimally undermining fissure caries with the pear-shaped instrument 830RB.009
Excavation des lésions carieuses peu profondes à l'aide de l'instrument 830RB.009 de forme poire.



④ Optimal vision even in deep areas due to the extremely thin instrument necks permitting good flow of coolant. Preparation with instrument 953B.014
Visibilité optimale – même dans les zones profondes – et excellente alimentation du réfrigérant grâce au col extrêmement fin de l'instrument. Préparation avec l'instrument 953B.014.



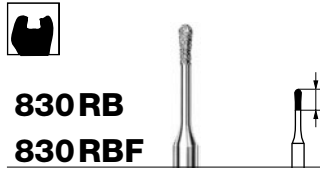
⑤ Aesthetic and anatomically perfect composite restoration
Restauration en composite avec un bel aspect esthétique et une anatomie parfaite.



830 B
830 BF

Lmm 2,7

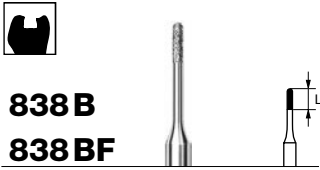
REF	830 B
ISO	806.314.524... 012
F	830 BF
	806.314.514... 012



830 RB
830 RBF

Lmm 2,7

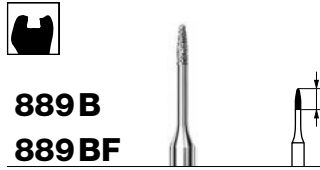
REF	830 RB
ISO	806.314.524... 009
F	830 RBF
	806.314.514... 009



838 B
838 BF

Lmm 2,7


REF	838 B
ISO	806.314.524... 007
F	838 BF
	806.314.514... 007



889 B
889 BF

Lmm 2,7

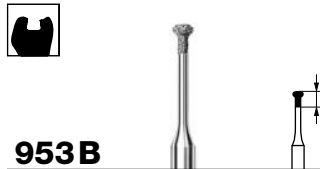
REF	889 B
ISO	806.314.524... 007
F	889 BF
	806.314.514... 007



953 AB
953 ABF

Lmm 2,5

REF	953 AB
ISO	806.314.524... 014
F	953 ABF
	806.314.514... 014



953 B

Lmm 2,0

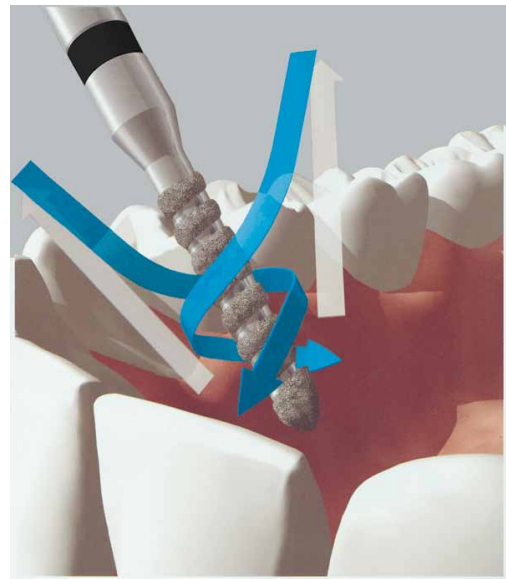
REF	953 B
ISO	806.314.524... 014

U = □ ISO 494 White ring · Bague blanche	ultra-fine · ultra-fine	10 µm	- = ISO 524 without ring · sans bague	medium · moyenne	105–120 µm
C = ■ ISO 504 Yellow ring · Bague jaune	extra-fine · extra-fine	25 µm	G = ■ ISO 534 Green ring · Bague verte	coarse · grosse	126–150 µm
F = ■ ISO 514 Red ring · Bague rouge	fine · fine	46 µm	SG = ■ ISO 544 Black ring · Bague noire	super-coarse · super-grosse	180 µm

InteC Instruments

Instruments InteC

super-coarse · 180 μm
 Super grosse · 180 μm



i368

Lmm	4,5
REF	i368 SG
ISO	806.314.544... 018

023 = \odot max. 300 000 min^{-1}



i850

Lmm	10,0	10,0
REF	i850 SG	
ISO	806.314.544... 016 018	


016 = \odot max. 300 000 min^{-1}
 018 = \odot max. 300 000 min^{-1}



i855

Lmm	6,0	6,0
REF	i855 SG	
ISO	806.314.544... 016 021	

016 = \odot max. 300 000 min^{-1}
 021 = \odot max. 160 000 min^{-1}



i856

Lmm	8,0	8,0	8,0	8,0
REF	i856 SG			
ISO	806.314.544... 014 016 018 021			

021 = \odot max. 160 000 min^{-1}



i862

Lmm	8,0
REF	i862 SG
ISO	806.314.544... 014

014 = \odot max. 300 000 min^{-1}



i863

Lmm	10,0
REF	i863 SG
ISO	806.314.544... 014


014 = \odot max. 300 000 min^{-1}



i878

Lmm	8,0	8,0
REF	i878 SG	
ISO	806.314.544... 012 014	

012 = \odot max. 300 000 min^{-1}



i879

Lmm	10,0	10,0	10,0
REF	i879 SG		
ISO	806.314.544... 012 014 016		

012 = \odot max. 160 000 min^{-1} 016 = \odot max. 300 000 min^{-1}
 014 = \odot max. 300 000 min^{-1}



i880

Lmm	7,0	7,0
REF	i880 SG	
ISO	806.314.544... 012 014	

012 = \odot max. 160 000 min^{-1} 014 = \odot max. 300 000 min^{-1}

U = \square ISO 494 White ring · Bague blanche	ultra-fine · ultra-fine	10 μm	- = ISO 524 without ring · sans bague	medium · moyenne	105–120 μm
C = \square ISO 504 Yellow ring · Bague jaune	extra-fine · extra-fine	25 μm	G = \square ISO 534 Green ring · Bague verte	coarse · grosse	126–150 μm
F = \square ISO 514 Red ring · Bague rouge	fine · fine	46 μm	SG = \blacksquare ISO 544 Black ring · Bague noire	super-coarse · super-grosse	180 μm

Diamond Finishing Strips

Strips diamantés à finir

SD 25 F SD 25 M SD 25 G



Bmm 2,5

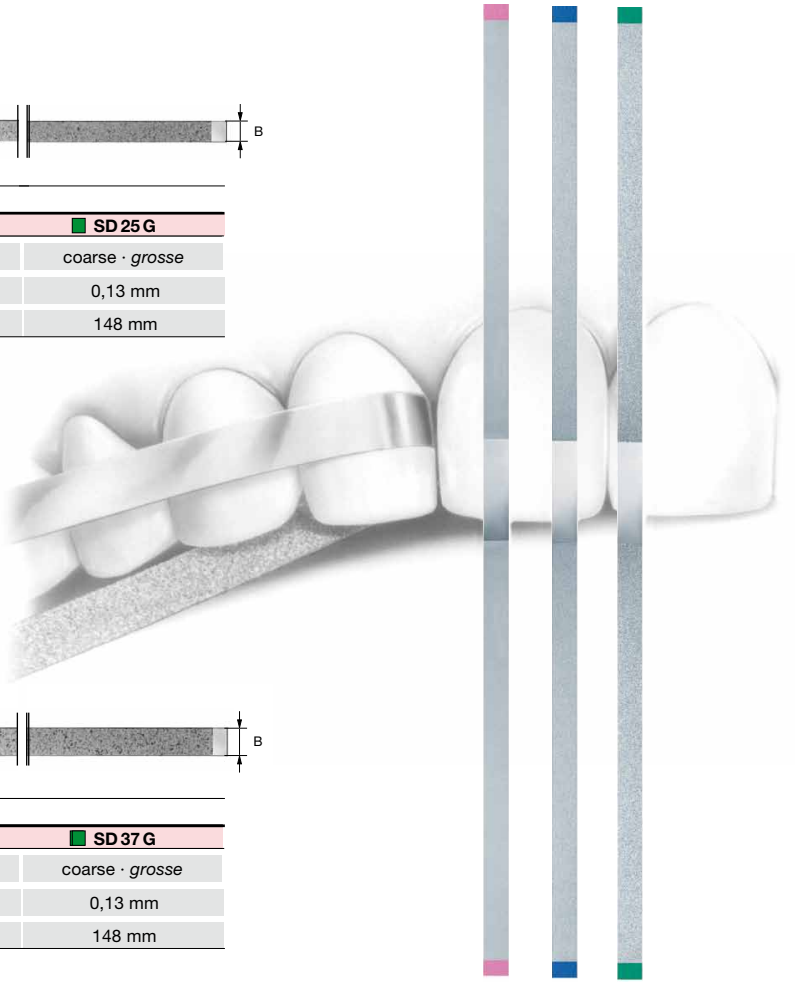
REF	SD 25 F	SD 25 M	SD 25 G
Grit · Granulométrie	fine · fine	medium · moyenne	coarse · grosse
Thickness · Epaisseur	0,08 mm	0,10 mm	0,13 mm
Length · Longueur	148 mm	148 mm	148 mm

SD 37 F SD 37 M SD 37 G




Bmm 3,7

REF	SD 37 F	SD 37 M	SD 37 G
Grit · Granulométrie	fine · fine	medium · moyenne	coarse · grosse
Thickness · Epaisseur	0,08 mm	0,10 mm	0,13 mm
Length · Longueur	148 mm	148 mm	148 mm



Diamond tools for laboratory application

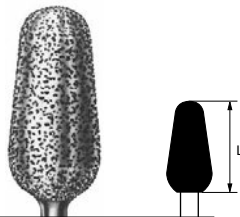
Instruments diamantés pour le laboratoire dentaire



842 R

Lmm 12,0

REF	842 R
ISO	806.104.143.524... 018



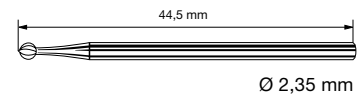
896

Lmm 12,0

REF	896
ISO	806.104.260.524... 060

060 = \bigcirc max. 50 000 min⁻¹

104 · Handpiece · Pièce-à-main



U = ISO 494 White ring · Bague blanche	ultra-fine · ultra-fine	10 µm	- = ISO 524 without ring · sans bague	medium · moyenne	105–120 µm
C = ISO 504 Yellow ring · Bague jaune	extra-fine · extra-fine	25 µm	G = ISO 534 Green ring · Bague verte	coarse · grosse	126–150 µm
F = ISO 514 Red ring · Bague rouge	fine · fine	46 µm	SG = ISO 544 Black ring · Bague noire	super-coarse · super-grosse	180 µm

Sintered Diamonds

Abrasifs diamantés avec liant fritté



7801

REF	7801
ISO	807.104.001.524... 018



7805
76805

Lmm		0,9	1,5
REF	7805		
ISO	807.104.014.524...	018	029
	76805		
	807.104.014.534...	018	029



7818

Lmm		0,5
REF	7818	
ISO	807.104.041.524...	080
	080 =	max. 35 000 min ⁻¹



7848

Lmm		12,0
REF	7848	
ISO	807.104.174.524...	029



7856
76856

Lmm		8,0	9,5
REF	7856		
ISO	807.104.198.524...	029	
	76856		
	807.104.198.534...		033



76859

Lmm		9,0
REF	76859	
ISO	807.104.166.534...	029




7862

Lmm		8,0
REF	7862	
ISO	807.104.243.524...	029



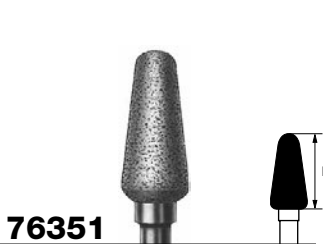
76881

Lmm		8,0
REF	76881	
ISO	807.104.141.534...	029




942F

Bmm		2,0	2,0	2,0
REF	942F		fine - fine	
ISO	Lmm 0,17	806.104.395.514...	140	200
			220	
			140 =	max. 30 000 min ⁻¹
			200 =	max. 20 000 min ⁻¹
			220 =	max. 20 000 min ⁻¹




76351

Lmm		10,0
REF	76351	
ISO	807.104.263.534...	050
	050 =	max. 50 000 min ⁻¹



76251

Lmm		13,0
REF	76251	
ISO	807.104.274.534...	060
	060 =	max. 50 000 min ⁻¹



S1000

REF	S1000
	Cleaning stone for diamonds Pierre à nettoyer les instruments diamantés

U = □ ISO 494 White ring · Bague blanche	ultra-fine · ultra-fine	10 µm	- = ISO 524 without ring · sans bague	medium · moyenne	105–120 µm
C = ■ ISO 504 Yellow ring · Bague jaune	extra-fine · extra-fine	25 µm	G = ■ ISO 534 Green ring · Bague verte	coarse · grosse	126–150 µm
F = ■ ISO 514 Red ring · Bague rouge	fine · fine	46 µm	SG = ■ ISO 544 Black ring · Bague noire	super-coarse · super-grosse	180 µm

Diamond disc with continuous diamond-coated periphery and round perforations

- good vision

Disque diamanté avec périphérie continue diamantée et des perforations rondes

- Bonne visibilité



Rigid · Rigide

coated on both sides · Diamanté sur les deux faces

for ceramics

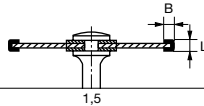
- separating and grinding on both sides
- good vision

pour la céramique

- Séparation et meulage sur les deux faces
- Bonne visibilité

910P

Bmm



REF	910P	medium · moyenne
ISO	L mm 0,60	806.104.332.524... 220

220 = max. 20 000 min⁻¹

Diamond discs with continuous diamond-coated periphery

Disque diamanté avec périphérie continue diamantée



Hyperflexible · Hyper flexible

coated on both sides · Diamanté sur les deux faces

for ceramics

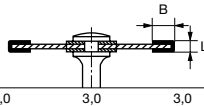
- initial separating and contouring

pour la céramique

- Séparation initiale et contourage de la céramique

**911HF
911HC**

Bmm



REF	911HF	fine · fine
ISO	L mm 0,17	806.104.355.514... 180 200 220

REF	911HC	extra fine · extrafine
ISO	L mm 0,10	806.104.355.504... 180 200 220

180 = max. 25 000 min⁻¹ 200 = max. 20 000 min⁻¹ 220 = max. 20 000 min⁻¹

Diamond discs with continuous diamond-coated periphery

Disque diamanté avec périphérie continue diamantée



Hyperflexible · Hyper flexible

coated on the lower side · Diamanté dessous

for ceramics

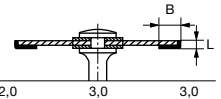
- initial separating and contouring

pour la céramique

- Séparation initiale et contourage de la céramique

911HHF

Bmm



REF	911HHF	fine · fine
ISO	L mm 0,15	806.104.356.514... 220

220 = max. 20 000 min⁻¹

Diamond discs with oval perforations

- good vision
- optimal flexibility

Disques diamantés avec des perforations ovales

- Bonne visibilité
- Flexibilité optimale



Hyperflexible · Hyper flexible

coated on both sides · Diamanté sur les deux faces

for ceramics and acrylic veneers

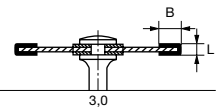
- initial separating and contouring

pour la céramique et de la résine

- Séparation initiale et contourage

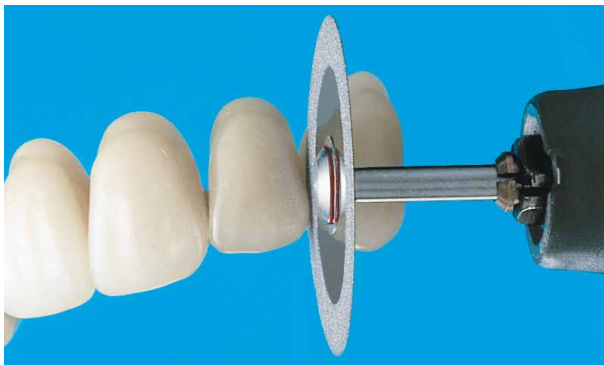
911HPC

Bmm




REF	911HPC	extra fine · extrafine
ISO	L mm 0,15	806.104.317.504... 220

220 = max. 20 000 min⁻¹



REF 911HC.104.220

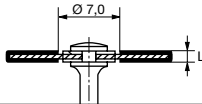
Diamond discs coated on both sides
Disques diamantés sur les deux faces

Diamond discs coated on both sides with round perforations
Disques diamantés sur les deux faces avec des perforations rondes

Flexible · flexible

coated on both sides · Diamanté sur les deux faces

for ceramics

- separating and rough contouring
- pour la céramique*
- la séparation et le contourage grossier


918BF

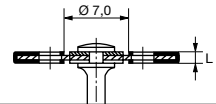
REF	918BF	fine · fine
ISO	Lmm 0,30 806.104.345.514...	200 220
200 = max. 20 000 min ⁻¹ 220 = max. 20 000 min ⁻¹		

Flexible · flexible

coated on both sides · Diamanté sur les deux faces

for ceramics

- rough grinding and separating
 - contouring
- pour la céramique*
- le meulage et la séparation grossiers
 - le contourage


918PB


REF	918PB	fine · fine
ISO	Lmm 0,30 806.104.350.524...	220
220 = max. 20 000 min ⁻¹		

Diamond discs with serrations with a special angle for working on ceramics

- These serrations assure
- minimal heat generation
 - optimal chip removal
 - high cutting efficiency

Disques diamantés avec dentelure inclinée pour l'usinage de la céramique

- Avantages de la dentelure inclinée :
- Dégagement de chaleur minimale
 - Excellente évacuation des copeaux
 - Grande efficacité de coupe


Diamond disc with continuous diamond-interspersed periphery

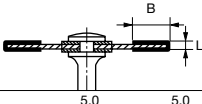
Disque diamanté avec périphérie continue diamantée dans la masse


Flexible · flexible

coated on both sides · Diamanté sur les deux faces

for ceramics

- separating
- pour la céramique*
- la séparation


937F

Bmm		5,0	5,0
REF	937F	fine · fine	
ISO	Lmm 0,25 806.104.514...	200	
200 = max. 20 000 min ⁻¹			

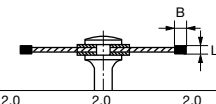
clockwise rotation only · à utiliser seulement en rotation à droite

Flexible · flexible

coated on both sides · Diamanté sur les deux faces

for ceramics

- initial separating and trimming
- pour la céramique*
- la séparation initiale et le façonnage


942F

Bmm		2,0	2,0	2,0
REF	942F	fine · fine		
ISO	Lmm 0,17 806.104.395.514...	140 200 220		
140 = max. 30 000 min ⁻¹ 200 = max. 20 000 min ⁻¹ 220 = max. 20 000 min ⁻¹				

Miniature · Miniature

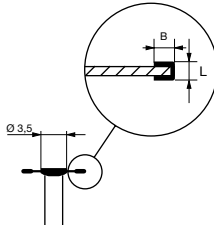
coated on both sides · Diamanté sur les deux faces

for ceramics

- fine separating
- shaping in the interdental area
- use disc-guard

pour la céramique

- la séparation fine
- le façonnage dans la zone interdentaire
- utiliser un protège-disque



943C

Bmm			1,0	1,0
REF	943C		extra fine · extrafine	
ISO	L mm 0,15	806.104.361.504...	065	080 100
	L mm 0,15	806.204.361.504...	080	100
			065 = max. 40 000 min ⁻¹	080 = max. 35 000 min ⁻¹ 100 = max. 30 000 min ⁻¹

Miniature · Miniature

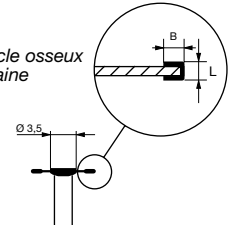
coated on both sides · Diamanté sur les deux faces

Diamond discs for bone-lid method

- Application: Apicectomy in the molar area, osteoplastic surgery of the maxillary sinus
- use disc-guard

Disques diamantés pour la méthode du couvercle osseux

- Application : Résection apicale dans le domaine postérieur, ostéoplastie en maxillo-faciale
- utiliser un protège-disque



943CH

Bmm			0,5	0,5
REF	943CH		medium · moyenne	
ISO	L mm 0,25	806.204.361.524...	065	080
			065 = max. 40 000 min ⁻¹	080 = max. 35 000 min ⁻¹

Miniature diamond discs for working on ceramics

- due to the small diameter the risk of exposure of the framework is reduced to a minimum
- for trimming acrylate and veneer work as well as temporary appliances without separating the material

Disques diamantés miniatures pour l'usinage de la céramique

- Grâce au petit diamètre de ce disque, le risque d'une exposition involontaire du châssis est réduit au minimum
- Pour le façonnage des acrylates et des incrustations ainsi que des restaurations temporaires sans risque de séparation



Miniature · Miniatur

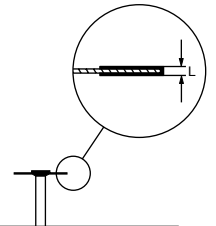
coated on both sides · Diamanté sur les deux faces

for ceramics

- fine separating

pour la céramique

- la séparation fine



945BC

REF	945BC		extra fine · extrafine	
ISO	L mm 0,15	806.104.362.504...	100	
			100 = max. 30 000 min ⁻¹	

Diamond disc with slots featuring a special angle

Disque diamanté avec perforations angulaires



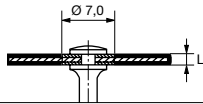
Flexible · flexible

coated on both sides · Diamanté sur les deux faces

for ceramics

- rough separating and contouring
- pour la céramique
- la séparation et le contourage grossier

982 F



REF	982 F	medium · moyenne
ISO	L mm 0,25 806.104.389.514...	220

220 = max. 20 000 min⁻¹

Diamond disc with curved perforations

- for avoiding grinding facets
- good vision
- improved flexibility
- for contouring and separating of ceramic veneers

Disque diamanté avec perforations courbées

- Pour éviter la formation des facettes meulées
- Bonne visibilité
- Meilleure flexibilité
- Contourage et séparation des incrustations



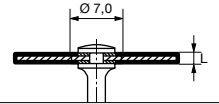
Hyperflexible · Hyper flexible

coated on both sides · Diamanté sur les deux faces

for ceramics

- fine separating and contouring
- pour la céramique
- la séparation fine et contourage

983 C



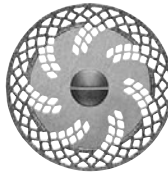
REF	983 C	extra fine · extrafine
ISO	L mm 0,10 806.104.401.504...	220

220 = max. 20 000 min⁻¹

clockwise rotation only · à utiliser seulement en rotation à droite

Spiral Reinforced Meshed Disc

Disque renforcé design nid d'abeille



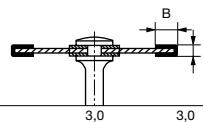
Flexible · flexible

coated on both sides · Diamanté sur les deux faces

for ceramics and plastics

- rough separating and contouring
- pour la céramique/résine
- la séparation et le contourage grossier

990




Bmm	3,0	3,0
REF	990	medium · moyenne
ISO	L mm 0,27 806.104.	180 220

180/220 = max. 20 000 min⁻¹

Spiral Reinforced Meshed Disc

Disque renforcé design nid d'abeille



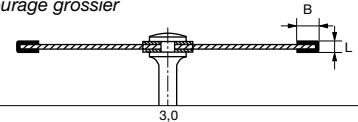
Flexible · flexible

coated on both sides · Diamanté sur les deux faces

for plaster

- rough separating and contouring
- pour le plâtre
- la séparation et le contourage grossier









990






Bmm	3,0	
REF	990	medium · moyenne
ISO	L mm 0,37 806.104.	400

400 = max. 10 000 min⁻¹


Burs | Fraises

			
Round <i>Boule</i>	Pear <i>Poire</i>	Cylinder round <i>Cylindre à bout rond</i>	Tapered round <i>Conique rond</i>
31	32	32, 33	32, 33
			
Inverted cone <i>Cône renversé</i>	Cylinder <i>Cylindre</i>	Tapered <i>Conique</i>	Cylinder, end cutting only <i>Cylindre, active à la pointe seulement</i>
31	32, 33	32, 33	33


Crown Cutters | Coupe-couronnes

		
Cylinder round <i>Cylindre à bout rond</i>	Tapered round <i>Conique à bout rond</i>	Cylinder round <i>Cylindre à bout rond</i>
34 + 35	34	35














Amalgam Remover | Fraise pour le retrait des amalgames


Cylinder round <i>Cylindre à bout rond</i>
35






Adhesive Remover | Fraise pour le retrait des excédents de colle


Cylinder round <i>Cylindre à bout rond</i>
35



Finishing Instruments | Instruments à finir

				
Round <i>Boule</i>	Flame <i>Flamme</i>	Tapered round <i>Conique rond</i>	Egg <i>Œuf</i>	B Finishing Instruments <i>Fraises à finir B</i>
36	36	37	38	40
				
Bud <i>Bouton</i>	Pointed <i>Conique Pointu</i>	Torpedo <i>Torpedo</i>	Grenade <i>Grenade</i>	
36	36-37	37-38	38	
				
Pear <i>Poire</i>	Needle-shaped <i>Pointe</i>	Torpedo tapered <i>Ogive conique</i>	DF Finishing Instruments <i>Fraises à finir DF</i>	
36	37	37-38	39	

Surgical Instruments | Instruments chirurgicaux

		
Round <i>Boule</i>	Tapered <i>Conique</i>	Bone Cutter <i>Fraise à os</i>
41 - 42	41	43
		
Cylinder <i>Cylindre</i>	Cylinder round <i>Cylindre à bout rond</i>	
41	41	

Tungsten Carbide Cutters | Fraises en carbure de tungstène



44 - 58

Please note that the various instruments within each product group (e.g. tungsten carbide burs, carbide finishers or surgical instruments) are sorted by their reference number in ascending order. For carbide cutters, however, please note that in the first instance they are additionally sorted by their field of application in ascending order (e.g. AX: Acrylics or CX: Dry Plaster) and then by their reference number in ascending order (e.g. CC71MX, CC72MX, CC73MX, etc.).

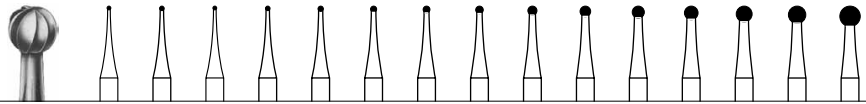
Auxiliaries | Accessoires

	58
-------------------------------------------------------------------------------------	----

Les divers instruments contenus dans chaque groupe de produits (p. ex. fraises en carbure de tungstène, instruments chirurgicaux) sont classés par ordre croissant de leur n° de référence. En plus, les fraises en carbure de tungstène sont d'abord classées par leur domaine d'application et puis par ordre croissant (par ex. : AX = acrylique ou CX : plâtre sec) et puis par ordre croissant (par ex. CC71MX, CC72MX, CC73MX etc.).

Burs

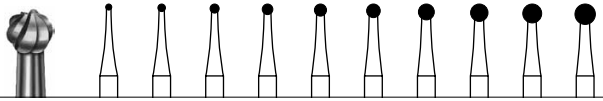
Fraises



CB 1

US No.		1/4	1/2	-	1	-	2	3	4	5	6	7	8			
REF	CB 1															
ISO	500.104.001.001...	003	004	005	006	007	008	009	010	012	014	016	018	021	023	027
	500.204.001.001...		005	006	007	008	009		010	012	014	016	018	021	023	027
	500.205.001.001...								010		014	016	018		023	
	500.314.001.001...		005	006		008		010	012	014	016	018	021	023		

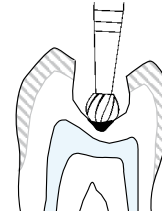
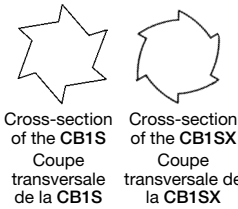
021 = max. 300 000 min⁻¹ 023 = max. 300 000 min⁻¹



CB 1 S

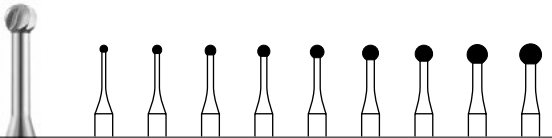
REF	CB 1 S														
ISO	500.104.001.003...		010		014		018		023						
	500.204.001.003...	008	010	012	014	016	018	021	023	025	027				
	500.205.001.003...		010		014		018		023		027				
	500.314.001.003...	008	010	012	014	016	018	021	023						

023 = max. 300 000 min⁻¹



Excavating with the CB1S/CB1SX
Excavation avec la CB1S/CB1SX

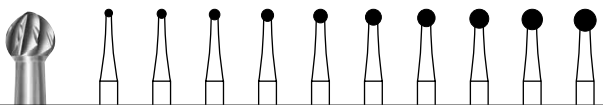
NEW



CB 1 SN

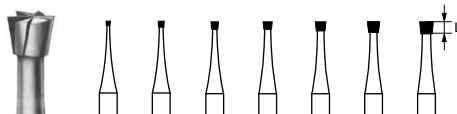
REF	CB 1 SN												
ISO	500.204.001.003...	010	012	014	016	018	021	023	027	029			
	500.205.001.003...	010		014		018		023					

max. 100 000 min⁻¹



CB 1 SX

REF	CB 1 SX												
ISO	500.204.001.xxx...	010	012	014	016	018	021	023	025	027	029		



CB 2

L mm		0,5	0,9	1,1	1,2	1,4	1,6	1,8
US No.		33 1/2	34	35	36	37	38	
REF	CB 2							
ISO	500.204.010.001...		008	010	012	014	016	018
	500.314.010.001...	006	008	010	012	014	016	018



Laboratory
Laboratoire



CB 30

L mm		0,5	0,9	1,0	1,1	1,2	1,4	1,6	1,8
US No.		L33 1/2	L34	L34 1/2	L35	L36	L37	L38	L39
REF	CB 30								
ISO	500.104.010.175...	006	008	009	010	012	014	016	018



CB 7

L mm		1,2	1,6	1,7	1,7	1,8
US No.		329	330	-	331	332
REF CB 7						
ISO	500.204.232.001...	008		010		
	500.314.232.001...	006	008	009	010	012



CB 7L

L mm		3,8	4,2
US No.		331L	332L
REF CB 7L			
ISO	500.314.234.006...	010	012



CB 7SM

L mm		2,7
REF CB 7SM		
ISO	500.314.xxx. ...	009



CB 21

L mm		3,4	4,2	4,2	4,2	4,4	4,4	4,4
US No.		55	56	57	58	59	4,4	4,4
REF CB 21								
ISO	500.104.107.006...	008	009	010	012	014	016	018
	500.204.107.006...			010	012			
	500.314.107.006...	008	009	010	012	014		



CB 21L

L mm		5,2	6,0	6,0	6,0
US No.		56L	57L	58L	59L
REF CB 21L					
ISO	500.104.110.006...	009	010	012	014
	500.314.110.006...		010	012	014



CB 21MX

L mm		4,2
US No.		558E
REF CB 21MX		
ISO	500.104.107.019...	012



CB 21R

L mm		4,2	4,2
US No.		1157	1159
REF CB 21R			
ISO	500.104.137.006...	010	014
	500.314.137.006...	010	014



CB 23

L mm		3,4	4,2	4,2	4,2
US No.		168	169	170	171
REF CB 23					
ISO	500.104.168.006...	008		010	012
	500.314.168.006...		009	010	012



CB 23L

L mm		5,2	6,0	6,0	6,0
US No.		169L	170L	171L	172L
REF CB 23L					
ISO	500.104.171.006...	009	010	012	
	500.314.171.006...	009	010	012	016



CB 249M

L mm		2,7
REF CB 249M		
ISO	500.314.xxx. ...	007



CB 23R

L mm		4,2	4,2	4,4
US No.		1170	1171	1172
REF CB 23R				
ISO	500.104.194.006...	010	012	016
	500.204.194.006...	010	012	016
	500.314.194.006...	010	012	016

NEW





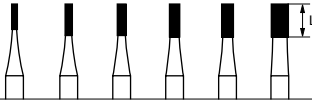
CB 23RMX

L mm		4,2
REF CB 23RMX		
ISO	500.104.196.019...	010



CB 23RS




L mm		4,2	4,2	4,2
REF CB 23RS				
ISO	500.104.196.006...	008	009	010
	500.314.196.006...		009	

CB 31

L mm	3,4	4,2	4,2	4,4	4,4	4,4
US No.	555	557	558	559	560	



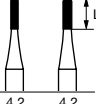
REF CB 31						
ISO	500.104.107.007...	008	010	012	014	016 023
	500.204.107.007...		010	012		
	500.314.107.007...	008	010	012	014	

CB 31 L

L mm	6,0	6,0	6,0
US No.	557L	558L	



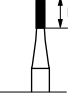
REF CB 31 L			
ISO	500.104.110.007...	010	012 014
	500.314.110.007...	010	012

CB 31 R

L mm	4,2	4,2
US No.	1557	1558




REF CB 31 R	
ISO	500.104.137.007... 010
	500.314.137.007... 010 012

CB 31 RS

L mm	4,2	4,2
------	-----	-----




REF CB 31 RS	
ISO	500.314.137.292... 010 012

**Laboratory
Laboratoire
CB 349**

L mm	2,7
------	-----




REF CB 349	
ISO	500.104.195.072... 005

CB 33

L mm	4,2	4,2	4,2	4,4	4,8
US No.	699	700	701	702	703


REF CB 33					
ISO	500.104.168.007...	009	010	012	016 021
	500.204.168.007...		010	012	016
	500.314.168.007...	009	010	012	016 021



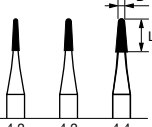




CB 33 L

L mm	5,2	6,0	6,0	6,0
US No.	699L	700L	701L	702L

REF CB 33 L				
ISO	500.104.171.007...	009	010	012 016 021
	500.314.171.007...	009	010	012




021 =  max. 300 000 min⁻¹

CB 33 R

L mm	4,2	4,2	4,4
US No.	1700	1701	1702




REF CB 33 R	
ISO	500.104.194.007... 010 012
	500.314.194.007... 012 016

CB 59




L mm	2,5
------	-----

REF CB 59	
ISO	500.313.xxx... 010
	500.314.xxx... 010

NEW
CB 97




REF CB 97	
ISO	500.104.468.373... 010
	500.314.468.373... 010

NEW
CB 99

L mm	1,2
------	-----



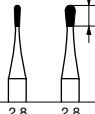
REF CB 99	
ISO	500.104.162.384... 008
	500.314.162.384... 008

CB 207

US No.	957
--------	-----

REF CB 207	
ISO	500.314.150.001... 010

CB 245

L mm	2,8	2,8
US No.	245	

REF CB 245	
ISO	500.314.233.006... 008 014

Crown Cutter Coupe-couronnes



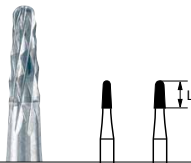
The All-Rounder · Le multitalent



Multifunctional
Multiples fonctions

CB 5TR

L mm 4,2 4,2



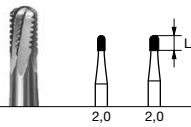
REF	CB 5TR
ISO	500.314.194.xxx... 012 014
low fusion ceramic veneers and all conventional metal alloys les incrustations en céramique à basse fusion et tous les alliages métalliques conventionnels	



Turbo

CB 34

L mm 2,0 2,0



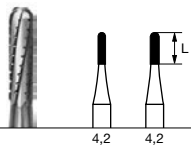
REF	CB 34
ISO	500.314.138.293... 010 012
gold-colored instruments Instruments dorés	



Economic
Economique

CB 35 C

L mm 4,2 4,2



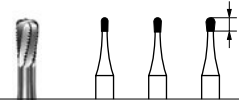
REF	CB 35 C
ISO	500.314. 010 012
gold-colored instruments Instruments dorés	



Classic
Classique

CB 17

L mm 2,2 2,6 3,0



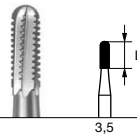
REF	CB 17
ISO	500.314.237.293... 009 010 012
gold-colored instruments Instruments dorés	



Turbo-L

CB 34 L

L mm 3,5



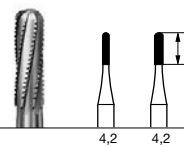
REF	CB 34 L
ISO	500.314.139.293... 012
gold-colored instruments Instruments dorés	



Multifunctional
Multiples fonctions

CB 37 R

L mm 4,2 4,2



REF	CB 37 R
ISO	500.314.137.293... 010 012
gold-colored instruments Instruments dorés	



Disposable Crown Cutter

Coupe-couronnes à usage unique



100461


Contents · Contenu	
REF	CB31RS
ISO	500.314 137.292 012
📦	100

Crown Cutter

Coupe-couronnes



NEW



CB 40 AG

L mm

4,0

REF	CB 40 AG
ISO	500.314.139.008... 012

NEW

Also available as a set.
Disponible également en coffret.



100494

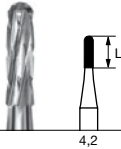
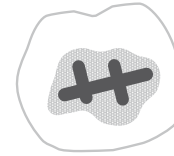
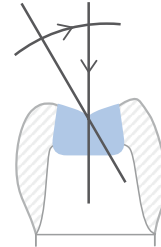
Contents - Contenu		
REF	CB 40 AG	ABB 15
ISO	500.314.139.008	012
	10	1



100494

Amalgam Remover

Fraise pour le retrait des amalgames



CB 21 RMX

L mm

4,2


US No. 1158

REF	CB 21 RMX
ISO	500.314.137.006... 012

gold-colored instruments
Instruments dorés

Adhesive Remover

Fraise pour le retrait des excédents de colle



CB 27

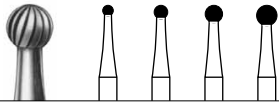
L mm

4,7

REF	CB 27
ISO	500.204.194.xxx... 016

Finishing Instruments

Instrumentes à finir

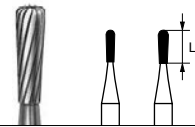


CF 41

US No. 7004 7006 7008 7009

REF	CF 41				
ISO	500.204.001.071...	014	018	023	027
	500.314.001.071...	014	018	023	


023 = max. 300 000 min⁻¹



CF 47 L

L mm 4,2 4,4
US No. 7303 7304

REF	CF 47 L	
ISO	500.314.234.072...	012 014



CF 132

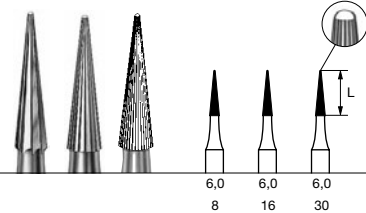
CF 132 F

CF 132 UF

L mm 3,0 3,0 3,0
Blades · Lames 8 16 30

REF	CF 132		
ISO	500.314.699.071...	008	
	CF 132 F	fine · fine	008
	500.314.699.041...		008
	CF 132 UF	ultra-fine · ultrafine	008
	500.314.699.031...		008

008 = max. 300 000 min⁻¹



CF 134

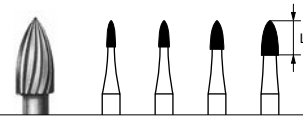
CF 134 F

CF 134 UF

L mm 6,0 6,0 6,0
Blades · Lames 8 16 30

REF	CF 134		
ISO	500.314.164.071...	014	
	CF 134 F	fine · fine	014
	500.314.164.041...		014
	CF 134 UF	ultra-fine · ultrafine	014
	500.314.164.031...		014

014 = max. 300 000 min⁻¹

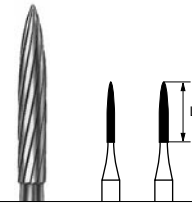


CF 46

L mm 3,5 3,5 3,8 4,6
US No. 7102 7104 7106 7108

REF	CF 46			
ISO	500.204.254.072...		018	
	500.314.254.072...	012	014	018 023

023 = max. 300 000 min⁻¹




CF 48 L

L mm 8,0 8,0

REF	CF 48 L	
ISO	500.314.249.072...	010 012

= max. 300 000 min⁻¹



CF 133

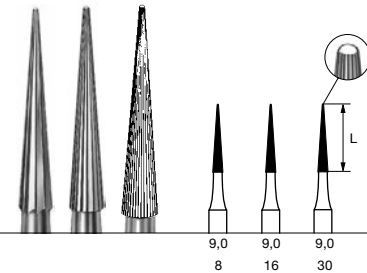
CF 133 F

CF 133 UF

L mm 4,2 4,2 4,2
Blades · Lames 8 16 30

REF	CF 133		
ISO	500.314.159.071...	010	
	CF 133 F	fine · fine	010
	500.314.159.041...		010
	CF 133 UF	ultra-fine · ultrafine	010
	500.314.159.031...		010

010 = max. 300 000 min⁻¹



CF 135

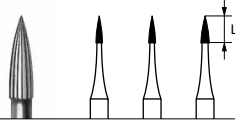
CF 135 F

CF 135 UF

L mm 9,0 9,0 9,0
Blades · Lames 8 16 30

REF	CF 135		
ISO	500.314.166.071...	014	
	CF 135 F	fine · fine	014
	500.314.166.041...		014
	CF 135 UF	ultra-fine · ultrafine	014
	500.314.166.031...		014

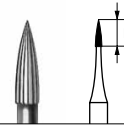
= max. 300 000 min⁻¹



CF 246

L mm 3,6 3,6 3,6
US No. 7901 7902 7903

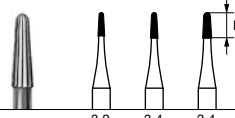
REF	CF 246
ISO	500.204.496.071... 009
ISO	500.314.496.071... 009 010 012



CF 246 UF

L mm 3,6

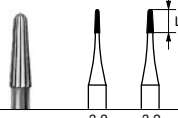
REF	CF 246 UF	ultra-fine · ultrafine
ISO	500.314.496.031... 009	



CF 247

L mm 3,2 3,4 3,4
US No. 7801 7802 7803

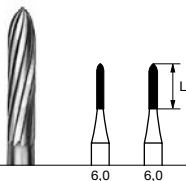
REF	CF 247
ISO	500.314.195.071... 009 010 012



CF 247 F

L mm 3,2 3,2

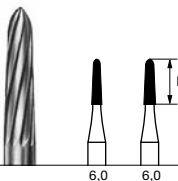
REF	CF 247 F	fine · fine
ISO	500.314.195.041... 007 009	



CF 282

L mm 6,0 6,0

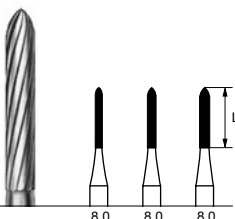
REF	CF 282
ISO	500.314.288.072... 010 012



CF 282 K

L mm 6,0 6,0

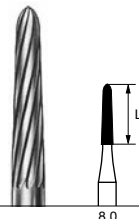
REF	CF 282 K
ISO	500.204.297.072... 014 016
ISO	500.314.297.072... 014



CF 283

L mm 8,0 8,0 8,0

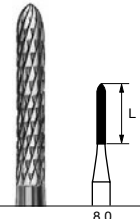
REF	CF 283
ISO	500.204.289.072... 012
ISO	500.314.289.072... 010 012 014



CF 283 K

L mm 8,0

REF	CF 283 K
ISO	500.204.298.072... 016
ISO	500.314.298.072... 016



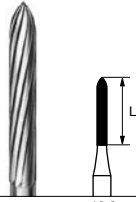
CF 283 MX

L mm 8,0

REF	CF 283 MX
ISO	500.104.289.080... 012
ISO	500.314.289.080... 012

010-014 = max. 300 000 min⁻¹

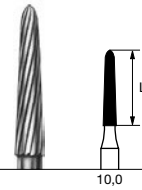
012 = max. 300 000 min⁻¹



CF 284

L mm 10,0


REF	CF 284
ISO	500.314.290.072... 014
014 = max. 300 000 min ⁻¹	



CF 284 K

L mm 10,0

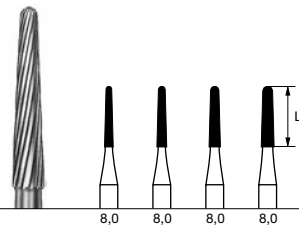
REF	CF 284 K
ISO	500.314.299.072... 018
018 = max. 300 000 min ⁻¹	



CF 297

L mm 8,0

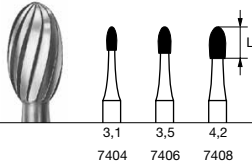
REF	CF 297
ISO	500.314.158.072... 012
012 = max. 300 000 min ⁻¹	



CF 375 R

L mm 8,0 8,0 8,0 8,0
US No. 7653 7664 7675 7686

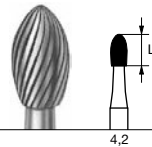
REF	CF 375 R
ISO	500.314.198.072... 012 014 016 018
012-014 = max. 300 000 min ⁻¹	



CF 379

L mm 3,1 3,5 4,2
US No. 7404 7406 7408

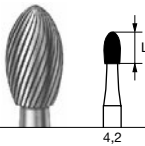
REF	CF 379
ISO	500.204.277.072... 014 018 023
500.314.277.072... 014 018 023	
023 = max. 300 000 min ⁻¹	



CF 379 F

L mm 4,2

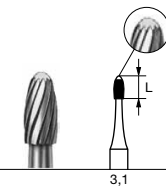
REF	CF 379 F	fine - fine
ISO	500.314.277.042... 023	
023 = max. 300 000 min ⁻¹		



CF 379 UF

L mm 4,2

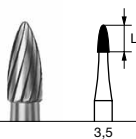
REF	CF 379 UF	ultra-fine · ultrafine
ISO	500.314.277.032... 023	
023 = max. 300 000 min ⁻¹		



CF 379 GK

L mm 3,1

REF	CF 379 GK
ISO	500.314.279.072... 014



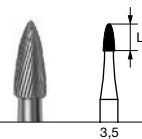
CF 390

L mm 3,5

REF	CF 390
ISO	500.104.274.072... 016
500.204.274.072... 016	
500.314.274.072... 016	



NEW



CF 390 UF

L mm 3,5

REF	CF 390 UF
ISO	500.314.274.032... 016

DF Finishing Instruments

Fraises à finir DF

NEW

DF finishing instruments for shaping the crown core

- fine diamond tooting on the peripheral surface
- better cement retention due to controlled surface roughening with a defined roughness of 5 – 8 μm
- smooth crown margin for perfect marginal seal

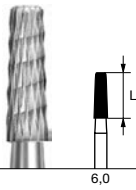
Instruments combinés DF pour la préparation coronaire

- la denture diamant fine sur la partie périphérique de l'instrument
- pour une meilleure rétention du ciment, elle laisse un état de surface rugueux, avec une rugosité régulière d'environ 5 – 8 μm
- une surface lisse de la limite cervicale



CF 216 DF

L mm



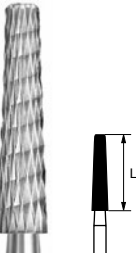
6,0

REF CF 216 DF

ISO 500.314.496.071... 018

CF 217 DF

L mm



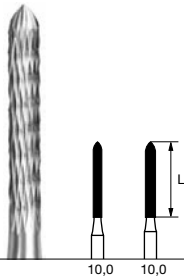
10,0

REF CF 217 DF

ISO 500.314.XXX.XXX... 021

CF 284 DF

L mm



10,0

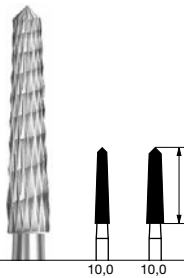
10,0

REF CF 284 DF

ISO 500.314.XXX.XXX... 012 014

CF 341 DF

L mm



10,0

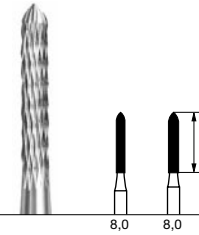
10,0

REF CF 341 DF

ISO 500.314.XXX.XXX... 018 023

CF 283 DF

L mm



8,0

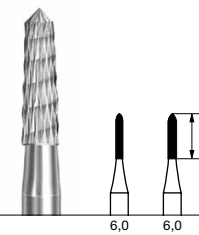
8,0

REF CF 283 DF

ISO 500.314.XXX.XXX... 012 014

CF 340 DF

L mm



6,0

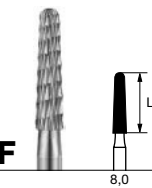
6,0

REF CF 340 DF

ISO 500.314.XXX.XXX... 016 020

CF 375 RDF

L mm



8,0

REF CF 375 RDF

ISO 500.314.XXX.XXX... 018

B Finishing Instruments

Instrumentes à finir B

NEW

Most advanced production technologies – finishing instruments with combined toothing for working on plastic materials

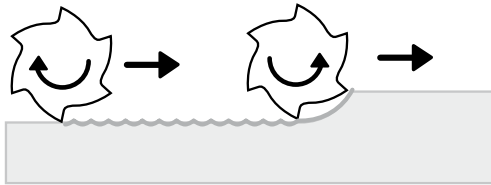
Multifunctional use

- The combination finishing instruments for right-hand and left-hand rotation make it possible to trim and finish with only one instrument.

Fraise-à-finir à denture combinée – Innovation technologique pour le façonnage des matériaux plastiques

Utilisation multi-fonction

- Grâce à l'utilisation de la fraise-à-finir combinée en rotation à droite et à gauche, la mise en forme ainsi que la finition peuvent être réalisées avec un seul instrument.



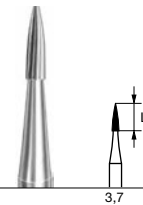
CF48LB

L mm

8,0

REF **CF48LB**
ISO 500.314.XXX.XXX... 012

max. 300 000 min⁻¹



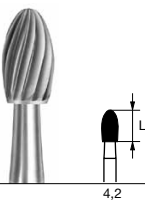
CF246B

L mm

3,7

REF **CF246B**
ISO 500.314.XXX.XXX... 009

max. 300 000 min⁻¹



CF379B

L mm

4,2

REF **CF379B**
ISO 500.314.XXX.XXX... 023

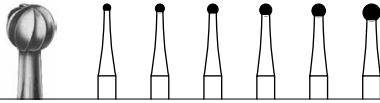
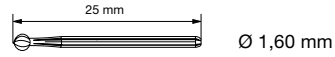
max. 300 000 min⁻¹



Surgical Instruments

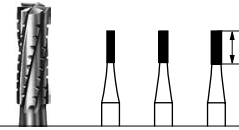
Instrumentes chirurgicaux

316 · FG extra-long · FG extra-long



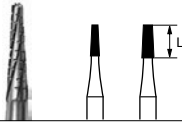
CB 1

US No.	1/4	1/2	-	-
REF	CB 1			
ISO	500.316.001.001... 010 012 014 016 018 023			
010-023 = max. 100 000 min ⁻¹				



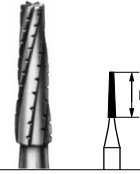
CB 31

L mm	4,2	4,2	4,4
US No.	557	558	559
REF	CB 31		
ISO	500.316.107.007... 010 012 014		
010-014 = max. 300 000 min ⁻¹			



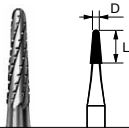
CB 33

L mm	4,2	4,4
US No.	701	702
REF	CB 33	
ISO	500.316.168.007... 012 016	
012-016 = max. 300 000 min ⁻¹		



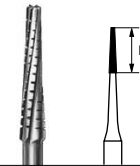
CB 33 L

L mm	6,0
US No.	700xL
REF	CB 33 L
ISO	500.316.171.007... 010
010 = max. 300 000 min ⁻¹	



CB 33 R

L mm	4,2
US No.	1702
REF	CB 33 R
ISO	500.316.194.007... 016
016 = max. 300 000 min ⁻¹	



CB 254

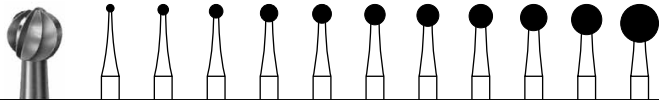
L mm	6,0
US No.	700xxL
REF	CB 254
ISO	500.314.415.296... 010
ISO	500.316.415.296... 010
010 = max. 80 000 min ⁻¹	

Surgical Instruments

Instrumentes chirurgicaux



CB 141



REF	CB 141											
ISO	500.104.001.291...	010	014	018	023	025	027	029	031	035	040	050
	500.105.001.291...				023		027		031			050
	500.205.001.291...	010	014	018	023	025	027	029	031	035	040	
	500.206.001.291...	010	014	018	023	025	027	029				

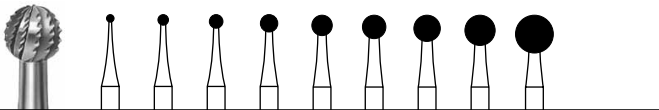
max. 100 000 min⁻¹
 040 = max. 80 000 min⁻¹
 050 = max. 60 000 min⁻¹



Photo: Dr. Fürstenau, Detmold, Germany



CB 141A



REF	CB 141A									
ISO	500.104.001.298...	010	014	018	023	027	031	035	040	050
	500.205.001.298...	010	014	018	023	027	031	035	040	
	500.206.001.298...	010	014	018	023	027	031			

max. 100 000 min⁻¹
 040 = max. 80 000 min⁻¹
 050 = max. 60 000 min⁻¹



Photo: Dr. Fürstenau, Detmold, Germany

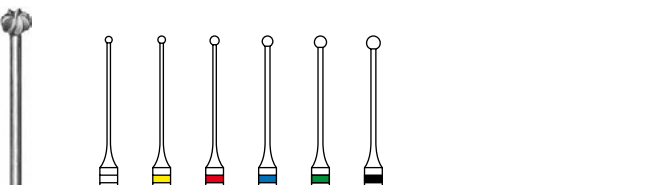
Endodontie

Endodontie

NEW



191

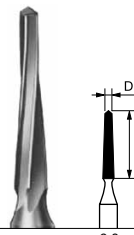
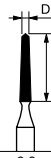


REF	191					
ISO	500.104.xxx.xxx...	100				160
	500.204.xxx.xxx...	090	100	120	140	160 180

Pulp bur „Müller“, stainless steel
Forets „Müller“ · Acier inoxydable

Bone Cutters

Fraises à os

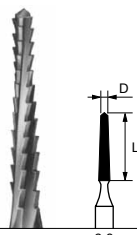
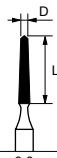



CB 161

L mm 9,0
D Ø 011

REF	CB 161
ISO	500.104.408.295... 016
	500.314.408.295... 016

○ max. 100 000 min⁻¹ 016 = ○ max. 160 000 min⁻¹

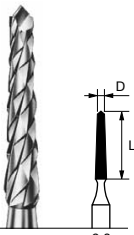
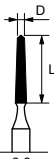



CB 162

L mm 9,0
D Ø 011

REF	CB 162
ISO	500.104.408.297... 016
	500.204.408.297... 016
	500.205.408.297... 016
	500.314.408.297... 016

○ max. 100 000 min⁻¹ 016 = ○ max. 160 000 min⁻¹


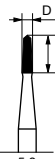



CB 162A

L mm 9,0
D Ø 011

REF	CB 162A
ISO	500.104.408.298... 016
	500.204.408.298... 016
	500.205.408.298... 016
	500.314.408.298... 016

○ max. 100 000 min⁻¹
016 = ○ max. 160 000 min⁻¹

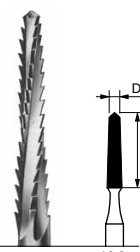




CB 163A

L mm 5,0
D Ø 009

REF	CB 163A
ISO	500.104.408.298... 014
	500.204.408.298... 014

○ max. 100 000 min⁻¹

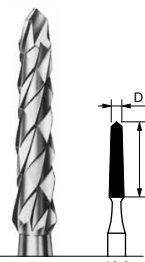
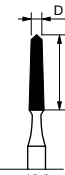



CB 166

L mm 10,0
D Ø 015

REF	CB 166
ISO	500.104.409.297... 021
	500.204.409.297... 021
	500.205.409.297... 021

○ max. 100 000 min⁻¹

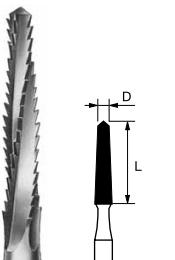
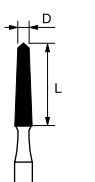



CB 166A

L mm 10,0
D Ø 015

REF	CB 166A
ISO	500.104.409.298... 021
	500.204.409.298... 021
	500.205.409.298... 021

○ max. 100 000 min⁻¹

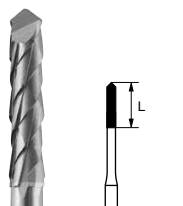
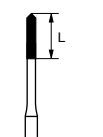



CB 167

L mm 11,0
D Ø 016

REF	CB 167
ISO	500.104.410.297... 023

○ max. 100 000 min⁻¹

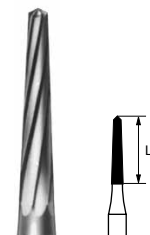
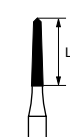



CB 255A

L mm 6,0

REF	CB 255A
ISO	500.314.415.298... 012
	500.316.415.298... 012

○ max. 100 000 min⁻¹

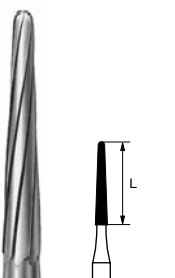



CB 267

L mm 11,0

REF	CB 267
ISO	500.314.210.295... 016

○ max. 160 000 min⁻¹

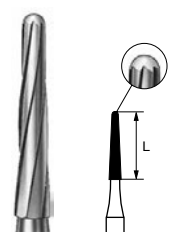
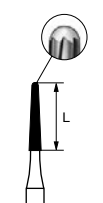



CB 269

L mm 11,0

REF	CB 269
ISO	500.314.199.295... 016

○ max. 160 000 min⁻¹






























CB 269GK

L mm 11,0

REF	CB 269GK
ISO	500.314.219.295... 016

○ max. 160 000 min⁻¹



Application types Matériaux	Speed Vitesse (min ⁻¹)	Toothings types Type de denture
 <p>Veneer acrylics Acrylique pour facettes</p>	 opt. 15000	 <p>Conventional Trimming · Façonnage</p> <p>Page · Page 45, 46</p> <p>AX </p>
 <p>Dry plaster / Model plaster Plâtre sec / modèles</p>	 opt. 10000	 <p>CX</p> <p>Page · Page 46</p> <p>Bulk reduction Réduction rapide</p>
 <p>Wet plaster / Model plaster Plâtre humide / modèles</p>	 opt. 10000	 <p>SCX/A</p> <p>Page · Page 46</p> <p>Bulk reduction Réduction rapide</p>
 <p>Precious metals / Non-precious metal alloys Alliages des métaux précieux / non-précieux</p>	 opt. 12000* -25000*	 <p>DX </p> <p>Page · Page 47</p> <p>Roughening Rugosifier</p>
 <p>Non-precious metal alloys / Precious metals / Model cast / Veneer acrylics Alliages des métaux non-précieux / précieux / squelettés / acrylique pour facettes</p>	 opt. 15000* -25000*	 <p>FX </p> <p>Page · Page 48, 49</p> <p>Corrections · smoothing Corrections · polissage</p>
 <p>Titanium Titane</p>	 opt. 15000*	 <p>FTX</p> <p>Page · Page 50</p> <p>Finishing Finition</p>
 <p>Titanium / Non-precious metal alloys Titane / Alliages des métaux non-précieux</p>	 opt. 15000*	 <p>GTX </p> <p>Page · Page 51</p> <p>Cutting Usinage</p>
 <p>Non-precious metal alloys / Precious metals / Model cast / Veneer acrylics Alliages des métaux non-précieux / précieux / squelettés / acrylique pour facettes</p>	 opt. 15000* -25000*	 <p>MX</p> <p>Page · Page 52, 53</p> <p>Trimming · smoothing Façonnage · polissage</p>
 <p>Soft relinings / Denture acrylics / Non-precious metal alloys / Precious metal alloys / Model cast alloys / Veneer acrylics Comblement tendre des prothèses / résine pour prothèse / alliages des métaux non-précieux / précieux / squelettés / acrylique pour facettes</p>	 opt. 15000*	 <p>QFX </p> <p>Page · Page 54</p> <p>Trimming · contouring Façonnage · contourage</p>
 <p>Soft acrylics / Temporary appliances Résine molle / résine pour prothèses temporaires</p>	 opt. 15000	 <p>QX </p> <p>Page · Page 55</p> <p>Trimming · smoothing Façonnage · polissage</p>
 <p>Hard non-precious metal alloys Alliages des métaux non-précieux durs</p>	 opt. 15000	 <p>TX </p> <p>Page · Page 56</p> <p>Trimming · contouring Façonnage · contourage</p>
 <p>Non-precious metal alloys / Precious metals / Model cast / Veneer acrylics / Soft ceramics Alliages des métaux non-précieux / précieux / squelettés / acrylique pour facettes / céramique molle</p>	 opt. 15000* -25000*	 <p>VFX </p> <p>Page · Page 57, 58</p> <p>Trimming · smoothing Façonnage · polissage</p>

Conventional Cutters

Denture conventionnelle



Veneer acrylics
Acrylique pour facettes

Opt. 15,000 rpm



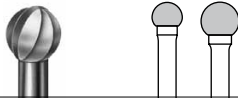
Trimming
Façonnage

Conventional



→ **CB 1**

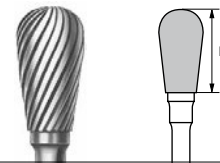
CC 71



REF	CC 71	
ISO	500.104.001.175...	040 050
040 = max. 100 000 min ⁻¹		
050 = max. 80 000 min ⁻¹		



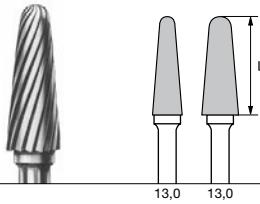
CC 77



REF	CC 77	
ISO	500.104.237.175...	060
060 = max. 50 000 min ⁻¹		



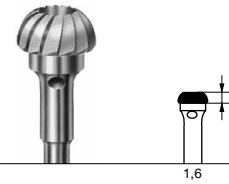
CC 79



REF	CC 79	
ISO	500.104.194.175...	040 050
040 = max. 100 000 min ⁻¹		
050 = max. 80 000 min ⁻¹		



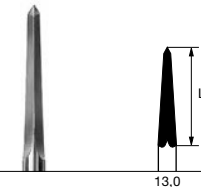
CC 98



REF	CC 98	
ISO	500.104.547.211...	040
060 = max. 100 000 min ⁻¹		



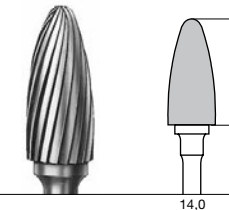
CC 219



REF	CC 219	
ISO	500.104.468.211...	023



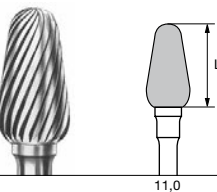
CC 251



REF	CC 251	
ISO	500.104.274.175...	060
060 = max. 50 000 min ⁻¹		




CC 351



REF	CC 351	
ISO	500.104.263.175...	060
060 = max. 50 000 min ⁻¹		

AX Cutters

Denture AX

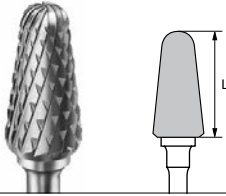


Veneer acrylics
Acrylique pour facettes

AX

Trimming
Façonnage

Opt. 15,000 rpm

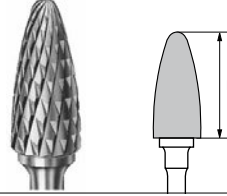


CC79 AX

L mm 14,0

REF	CC79 AX
ISO	500.104.xxx.xxx... 070

max. 50 000 min⁻¹



CC251 AX


L mm 14,0

REF	CC251 AX
ISO	500.104.274.xxx... 060

max. 50 000 min⁻¹

CX/SCX Cutters

Denture CX/SCX




Dry plaster
Model plaster
Plâtre sec / modèles

CX

Bulk reduction
Réduction rapide

Opt. 10,000 rpm




CC79 CX

L mm 14,0

REF	CC79 CX
ISO	500.104.194.220... 070

max. 30 000 min⁻¹

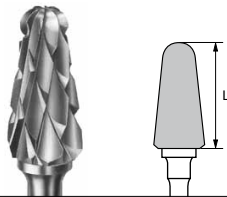


Wet plaster
Model plaster
Plâtre humide / modèles

SCX

Bulk reduction
Réduction rapide

Opt. 10,000 rpm




CC79 SCX

L mm 14,0

REF	CC79 SCX
ISO	500.104.194.223... 070

max. 30 000 min⁻¹

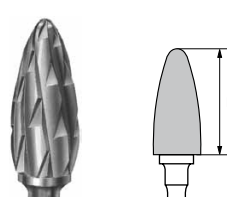


CC251 CX

L mm 14,0

REF	CC251 CX
ISO	500.104.274.220... 060

max. 50 000 min⁻¹



CC251 SCXA

L mm 14,0

REF	CC251 SCXA
ISO	500.104.274.225... 060

max. 50 000 min⁻¹

DX Cutters

Denture DX


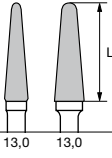


Precious metals / Non-precious metal alloys
Alliages des métaux non-précieus / précieux

Opt. 15,000 rpm - 25,000 rpm

DX

Roughening
Rugosifier


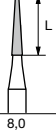



CC 79 DX

L mm

13,0 13,0

REF	CC 79 DX
ISO	500.104.194.141... 031 040


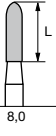



CC 136 DX

L mm

8,0

REF	CC 136 DX
ISO	500.104.184.141... 016


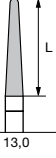



CC 139 DX

L mm

8,0

REF	CC 139 DX
ISO	500.104.289.141... 023


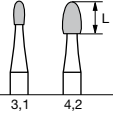



CC 261 DX

L mm

13,0

REF	CC 261 DX
ISO	500.104.194.141... 023


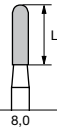



CC 73 DX

L mm

3,1 4,2

REF	CC 73 DX
ISO	500.104.277.141... 014 023


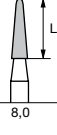



CC 129 DX

L mm

8,0

REF	CC 129 DX
ISO	500.104.141.141... 023


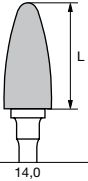



CC 138 DX

L mm

8,0

REF	CC 138 DX
ISO	500.104.198.141... 023


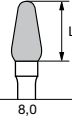
CC 251 DX

L mm

14,0

REF	CC 251 DX
ISO	500.104.274.141... 060

max. 50 000 min⁻¹

CC 351 DX

L mm

8,0

REF	CC 351 DX
ISO	500.104.263.141... 040

FX Cutters

Denture FX

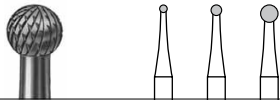


Non-precious metal alloys / Precious metals / Model cast / Veneer acrylics
Alliages des métaux non-précieux / précieux / squelettés / acrylique pour facettes

Opt. 15,000 rpm
 - 25,000 rpm

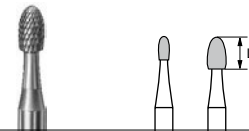


FX ■
 Corrections · smoothing
 Corrections · polissage



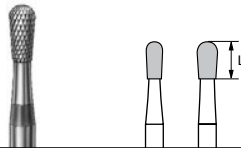
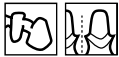
CC 71 FX

REF	■ CC 71 FX
ISO	500.104.001.140... 010 014 023



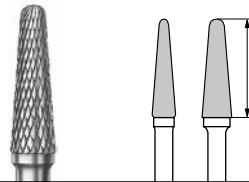
CC 73 FX

REF	■ CC 73 FX
ISO	500.104.277.140... 014 023



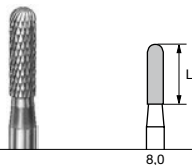
CC 77 FX

REF	■ CC 77 FX
ISO	500.104.237.140... 023 029



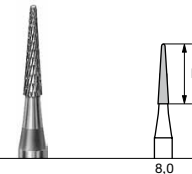
CC 79 FX

REF	■ CC 79 FX
ISO	500.104.194.140... 031 040



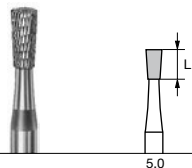
CC 129 FX

REF	■ CC 129 FX
ISO	500.104.141.140... 023



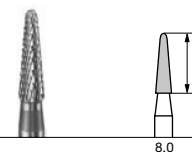
CC 136 FX

REF	■ CC 136 FX
ISO	500.104.184.140... 016



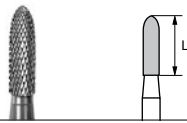
CC 137 FX

REF	■ CC 137 FX
ISO	500.104.225.140... 023



CC 138 FX

REF	■ CC 138 FX
ISO	500.104.198.140... 023

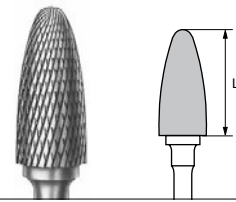


CC 139 FX

L mm

8,0

REF	■ CC 139 FX
ISO	500.104.289.140... 023



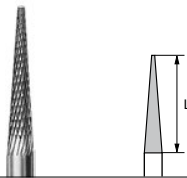
CC 251 FX

L mm

14,0

REF	■ CC 251 FX
ISO	500.104.274.140... 060

max. 50 000 min⁻¹

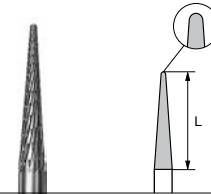


CC 257 FX

L mm

13,0

REF	■ CC 257 FX
ISO	500.104.187.140... 023

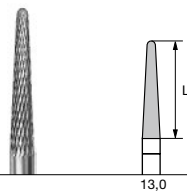


CC 257 R FX

L mm

13,0

REF	■ CC 257 R FX
ISO	500.104.201.140... 023

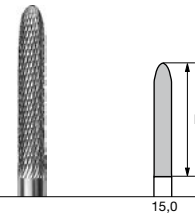


CC 261 FX

L mm

13,0

REF	■ CC 261 FX
ISO	500.104.194.140... 023

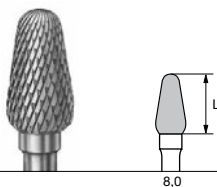


CC 295 FX

L mm

15,0

REF	■ CC 295 FX
ISO	500.104.292.140... 023



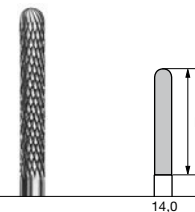
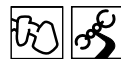
CC 351 FX

L mm

8,0

REF	■ CC 351 FX
ISO	500.104.263.140... 040

max. 50 000 min⁻¹



CC 364 RFX

L mm

14,0

REF	■ CC 364 RFX
ISO	500.104.137.140... 023

FTX Cutters

Denture FTX

NEW

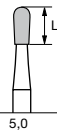


Titanium
Titane



FTX
Finishing
Finition

Opt. 15,000 rpm



CC 77 FTX

L mm

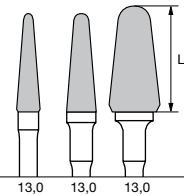
5,0

REF CC 77 FTX

ISO 500.104.237.137...

023

max. 100 000 min⁻¹



CC 79 FTX

L mm

13,0

13,0

13,0

REF CC 79 FTX

ISO 500.104.194.137...

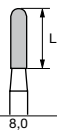
031

040

070

max. 100 000 min⁻¹

070 = max. 30 000 min⁻¹



CC 129 FTX

L mm

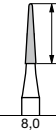
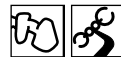
8,0

REF CC 129 FTX

ISO 500.104.141.137...

023

max. 100 000 min⁻¹



CC 136 FTX

L mm

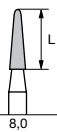
8,0

REF CC 136 FTX

ISO 500.104.184.137...

016

max. 100 000 min⁻¹



CC 138 FTX

L mm

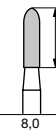
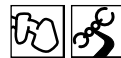
8,0

REF CC 138 FTX

ISO 500.104.198.137...

023

max. 100 000 min⁻¹



CC 139 FTX

L mm

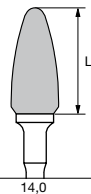
8,0

REF CC 139 FTX

ISO 500.104.289.137...

023

max. 100 000 min⁻¹



CC 251 FTX

L mm

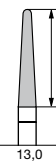
14,0

REF CC 251 FTX

ISO 500.104.274.137...

060

max. 50 000 min⁻¹



CC 261 FTX

L mm

13,0

REF CC 261 FTX

ISO 500.104.194.137...

023

max. 100 000 min⁻¹

GTX Cutters

Denture GTX

NEW

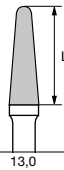


Titanium / Non-precious metal alloys
Titane / Alliages des métaux non-précieux

Opt. 15,000 rpm



GTX
Cutting
Usinage



CC 79 GTX

L mm

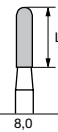
13,0

REF ■ CC 79 GTX

ISO 500.104.XXX.XXX...

040

max. 100 000 min⁻¹



CC 129 GTX

L mm

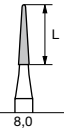
8,0

REF ■ CC 129 GTX

ISO 500.104.XXX.XXX...

023

max. 100 000 min⁻¹



CC 136 GTX

L mm

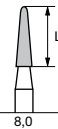
8,0

REF ■ CC 136 GTX

ISO 500.104.XXX.XXX...

016

max. 100 000 min⁻¹



CC 138 GTX

L mm

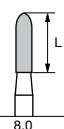
8,0

REF ■ CC 138 GTX

ISO 500.104.XXX.XXX...

023

max. 100 000 min⁻¹



CC 139 GTX

L mm

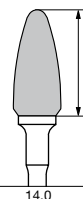
8,0

REF ■ CC 139 GTX

ISO 500.104.XXX.XXX...

023

max. 100 000 min⁻¹



CC 251 GTX

L mm

14,0

REF ■ CC 251 GTX

ISO 500.104.XXX.XXX...

060

max. 50 000 min⁻¹

MX Cutters

Denture MX



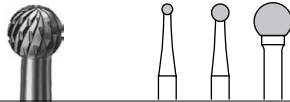
Non-precious metal alloys / Precious metals / Model cast / Veneer acrylics
Alliages des métaux non-précieux / précieux / squelettés / acrylique pour facettes

Opt. 15,000 rpm
 - 25,000 rpm



MX


Trimming · smoothing
 Façonnage · polissage



CC 71 MX

REF	CC 71 MX			
ISO	500.104.001.190...	014	023	050

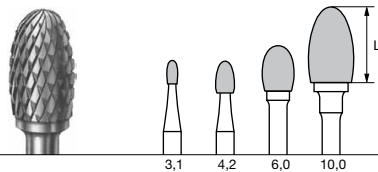
050 = \varnothing max. 80 000 min⁻¹



CC 72 MX

REF	CC 72 MX		
ISO	500.104.137.190...		060

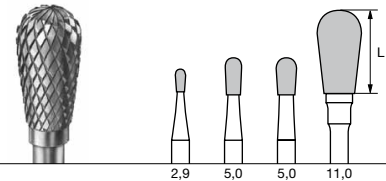

\varnothing max. 50 000 min⁻¹



CC 73 MX

REF	CC 73 MX				
ISO	500.104.277.190...	014	023	040	060

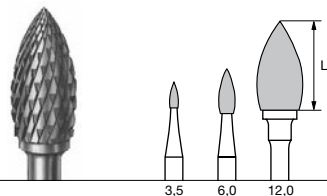
060 = \varnothing max. 50 000 min⁻¹



CC 77 MX

REF	CC 77 MX				
ISO	500.104.237.190...	014	023	029	060

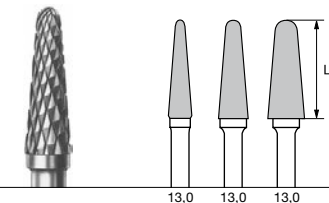

060 = \varnothing max. 50 000 min⁻¹



CC 78 MX

REF	CC 78 MX			
ISO	500.104.257.190...	012	023	060

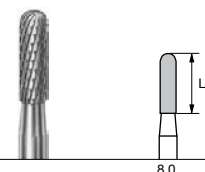
060 = \varnothing max. 50 000 min⁻¹



CC 79 MX

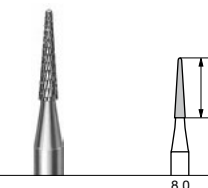
REF	CC 79 MX			
ISO	500.104.194.190...	031	040	050

050 = \varnothing max. 80 000 min⁻¹



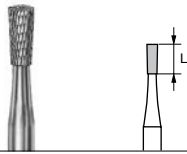
CC 129 MX

REF	CC 129 MX	
ISO	500.104.141.190...	023



CC 136 MX

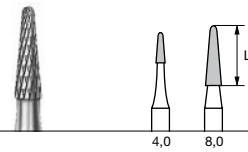
REF	CC 136 MX	
ISO	500.104.184.190...	016



CC 137 MX

L mm 4,0

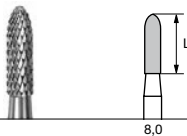
REF	CC 137 MX
ISO	500.104.225.190... 016



CC 138 MX

L mm 4,0 8,0

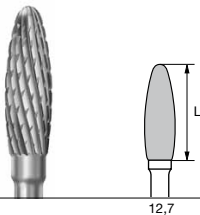
REF	CC 138 MX
ISO	500.104.198.190... 014
	500.104.198.190... 023



CC 139 MX

L mm 8,0

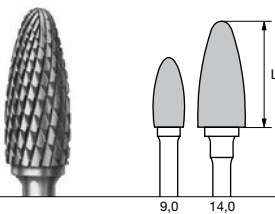
REF	CC 139 MX
ISO	500.104.289.190... 023



CC 250 MX

L mm 12,7

REF	CC 250 MX
ISO	500.104. xxx.190... 040

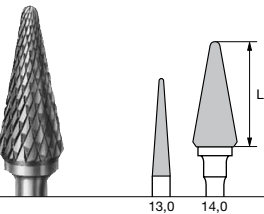


CC 251 MX

L mm 9,0 14,0

REF	CC 251 MX
ISO	500.104.274.190... 040 060

060 = max. 50 000 min⁻¹

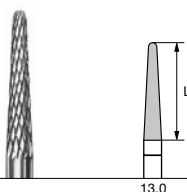


CC 257 R MX

L mm 13,0 14,0

REF	CC 257 R MX
ISO	500.104. 201.190... 023 060

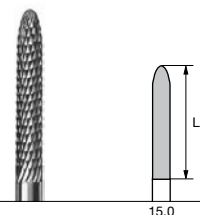
060 = max. 50 000 min⁻¹



CC 261 MX

L mm 13,0

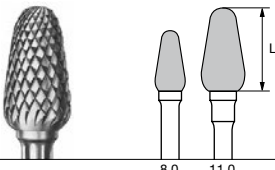
REF	CC 261 MX
ISO	500.104.194.190... 023



CC 295 MX

L mm 15,0

REF	CC 295 MX
ISO	500.104.292.190... 023

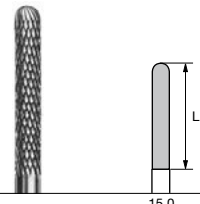


CC 351 MX

L mm 8,0 11,0

REF	CC 351 MX
ISO	500.104.263.190... 040 060

060 = max. 50 000 min⁻¹



CC 364 R MX

L mm 15,0

REF	CC 364 R MX
ISO	500.104.137.190... 023


QFX Cutters

Denture QFX

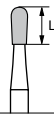


Soft relinings / Denture acrylics
/ Non-precious metal alloys /
Precious metal alloys / Model
cast alloys / Veneer acrylics
 Comblement tendre des prothèses
 / résine pour prothèse / alliages des
 métaux non-précieux / précieux /
 squelettés / acrylique pour facettes

Opt. 15.000 rpm



QFX ■
 Trimming
 · contouring
 Façonnage ·
 contourage



CC 77 QFX

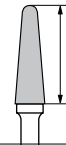
L mm

5,0

REF ■ CC 77 QFX

ISO 500.104.237.134...

023



CC 79 QFX

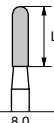
L mm

13,0

REF ■ CC 79 QFX

ISO 500.104.194.134...

040



CC 129 QFX

L mm

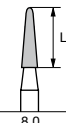
8,0

REF ■ CC 129 QFX

ISO 500.104.141.134...

023

max. 100 000 min⁻¹



CC 138 QFX

L mm

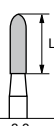
8,0

REF ■ CC 138 QFX

ISO 500.104.198.134...

023

max. 100 000 min⁻¹



CC 139 QFX

L mm

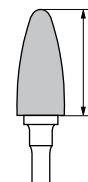
8,0

REF ■ CC 139 QFX

ISO 500.104.289.134...

023

max. 100 000 min⁻¹



CC 251 QFX

L mm

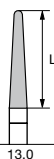
14,0

REF ■ CC 251 QFX

ISO 500.104.274.134...

060

max. 50 000 min⁻¹



CC 261 QFX

L mm

13,0

REF ■ CC 261 QFX

ISO 500.104.194.134...

023

max. 100 000 min⁻¹

QX Cutters

Denture QX

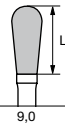


Soft acrylics / Temporary appliances
Résine molle / résine pour prothèses temporaires

Opt. 15,000 rpm



QX
 Trimming · smoothing
 Façonnage · polissage

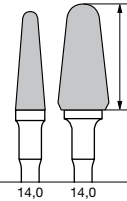


CC 77 QX

L mm

9,0

REF	■ ■ CC 77 QX
ISO	500.104.237.xxx... 040



CC 79 QX

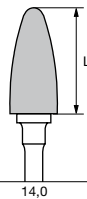
L mm

14,0

14,0

REF	■ ■ CC 79 QX
ISO	500.104.194.xxx... 040 070

max. 30 000 min⁻¹



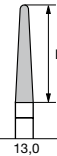
CC 251 QX

L mm

14,0

REF	■ ■ CC 251 QX
ISO	500.104.274.xxx... 060

max. 50 000 min⁻¹

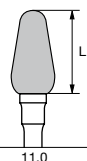


CC 261 QX

L mm

13,0

REF	■ ■ CC 261 QX
ISO	500.104.194.xxx... 023



CC 351 QX

L mm

11,0

REF	■ ■ CC 351 QX
ISO	500.104.263.xxx... 060

max. 50 000 min⁻¹

TX Cutters

Denture TX

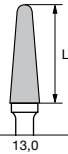


Hard non-precious metal alloys
Alliages des métaux non-précieus durs

Opt. 15,000 rpm



TX
Trimming · contouring
Façonnage · contourage

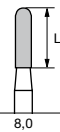


CC 79 TX

L mm

13,0

REF	CC 79 TX
ISO	500.104.194.xxx... 040

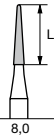


CC 129 TX

L mm

8,0

REF	CC 129 TX
ISO	500.104.141.xxx... 023

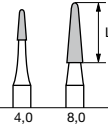


CC 136 TX

L mm

8,0

REF	CC 136 TX
ISO	500.104.184.xxx... 016



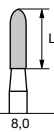
CC 138 TX

L mm

4,0

8,0

REF	CC 138 TX
ISO	500.104.193.xxx... 014 023

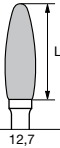


CC 139 TX

L mm

8,0

REF	CC 139 TX
ISO	500.104.289.xxx... 023

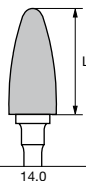


CC 250 TX

L mm

12,7

REF	CC 250 TX
ISO	500.104.xxx.xxx... 040

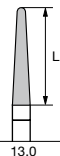



CC 251 TX

L mm

14,0

REF	CC 251 TX
ISO	500.104.274.xxx... 060



CC 261 TX

L mm

13,0

REF	CC 261 TX
ISO	500.104.194.xxx... 023

max. 50 000 min⁻¹

VFX Cutters

Denture VFX



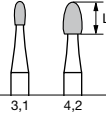
Non-precious metal alloys / Precious metals / Model cast Vener acrylics/Soft ceramics
Alliages des métaux non-précieux / précieux / squelettés / acrylique pour facettes / céramique molle

Opt. 15.000 rpm
 - 25.000 rpm



VFX

Trimming · smoothing
 Façonnage · polissage



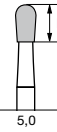
CC 73 VFX

L mm

3,1 4,2

REF **CC 73 VFX**

ISO 500.104.277.110... 014 023



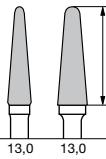
CC 77 VFX

L mm

5,0

REF **CC 77 VFX**

ISO 500.104.237.110... 029



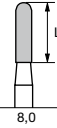
CC 79 VFX

L mm

13,0 13,0

REF **CC 79 VFX**

ISO 500.104.194.110... 031 040



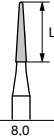
CC 129 VFX

L mm

8,0

REF **CC 129 VFX**

ISO 500.104.141.110... 023



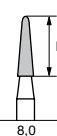
CC 136 VFX

L mm

8,0

REF **CC 136 VFX**

ISO 500.104.184.110... 016



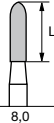
CC 138 VFX

L mm

8,0

REF **CC 138 VFX**

ISO 500.104.198.110... 023



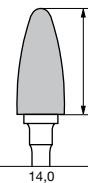
CC 139 VFX

L mm

8,0

REF **CC 139 VFX**

ISO 500.104.289.110... 023



CC 251 VFX

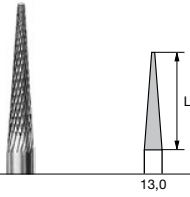
L mm

14,0

REF **CC 251 VFX**

ISO 500.104.274.110... 060

max. 50 000 min⁻¹

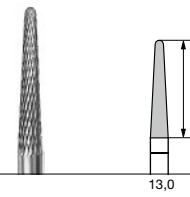


CC 257 VFX

L mm

13,0

REF	CC 257 VFX
ISO	500.104.187.110... 023



CC 261 VFX

L mm

13,0

REF	CC 261 VFX
ISO	500.104.194.110... 023

Auxiliaries Accessoires



B 9785

REF	B 9785
Cleaning brush Brossette de nettoyage	



B 9786

REF	B 9786
Replacement brush Brossette de recharge	

Diamond-Grinder

Abrasifs diamantés

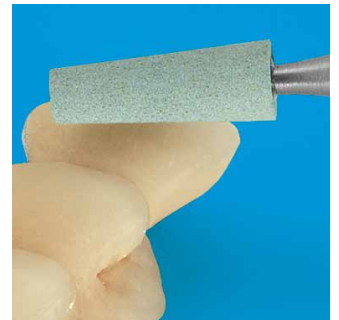


Effective abrasive for universal grinding


Pointes abrasives pour le meulage

Les nouvelles pointes abrasives sont polyvalentes. Ces nouvelles pointes, imprégnées de grains de diamant et dotées d'un liant spécial à base de céramique, s'utilisent aussi bien pour les céramiques d'incrustation que pour les céramiques pressées. Vous n'aurez aucune difficulté à meuler même des matériaux extrêmement durs telles que la zircone ou l'alumine.


These new, sintered abrasives are diamond interspersed and provided with a special ceramic bond, which makes them suitable for universal use on veneering and press ceramics. Even extremely resistant oxide ceramics, such as zirconium oxide and aluminium oxide, or hard metal alloys can be treated with ease.




751 M



753 M



755 M



REF	751 M
ISO	...104... 065

⌚ opt. 5 000 – max. 10 000 min⁻¹

REF	753 M
ISO	...104... 040

⌚ opt. 5 000 – max. 10 000 min⁻¹

REF	755 M
ISO	...104... 120

⌚ opt. 5 000 – max. 10 000 min⁻¹

Separating Discs

Disques à séparer



9503

L mm 0,8



9506

L mm 0,2

REF	9503
ISO	618.900.372.534... 370

⌚ max. 15 000 min⁻¹

REF	9506
ISO	618.900.372.513... 220

⌚ max. 15 000 min⁻¹

Composite Polishers	
<i>Polissoirs pour composite</i>	61 – 62
Ceramic Polishers	
<i>Polissoirs pour céramique</i>	63 – 65
Prophylaxe Polishers	
<i>Polissoirs pour prophylaxie</i>	66
Bracket Polishers	
<i>Polissoirs pour le retrait de la colle</i>	66
Amalgam Polishers	
<i>Polissoirs pour amalgame</i>	66
Metal Polishers	
<i>Polissoirs pour métaux</i>	67 – 69
Titan Polishers	
<i>Polissoirs pour titane</i>	70
Universal Polishers	
<i>Polissoirs universels</i>	71
Denture Acrylics Polishers	
<i>Polissoirs pour résines</i>	72 – 73
Brushes	
<i>Brossettes</i>	74
Mandrels	
<i>Mandrins</i>	75

Composite Polishers

Polissoirs composite

GB High-efficiency polishers interspersed with diamond grit

- for pre-polishing, fine polishing and high-shine polishing of composites (Micro, Hybrid, Macro), acrylic veneers and innovative materials filled with glass-ceramic.
- Pre-polishers (light-purple)
- Fine-polishers (mint)
- High-shine polishers (grey)

F Polissoirs de haute qualité, avec particules de diamant incrustés

- pour le prépolissage, polissage et brillantage des composites (micro, hybrides, macro), facettes en résine et des matériaux innovants, avec céramique de verre intégrée
- Prépolissoir (mauve)
- Polissoir fin (turquoise)
- Polissoir à haute brillance (gris)

P 9666 C
P 9662 M
P 9663 VF



REF	P 9666 C	
ISO	...204...	030
	...314...	030
REF	P 9662 M	
	...204...	030
	...314...	030
REF	P 9663 VF	
	...204...	030
	...314...	030

opt. 5000 – max. 10000 min⁻¹

P 9667 C
P 9664 M
P 9665 VF



REF	P 9667 C	
ISO	...204...	055
REF	P 9664 M	
	...204...	055
REF	P 9665 VF	
	...204...	055

opt. 5000 – max. 10000 min⁻¹

P 9436 C
P 9436 M
P 9436 VF



REF	P 9436 C	
ISO	...204...	040
REF	P 9436 M	
	...204...	040
REF	P 9436 VF	
	...204...	040

opt. 5000 – max. 10000 min⁻¹

P 9406 C
P 9407 M
P 9408 VF



REF	P 9406 C	
ISO	...204...	100
REF	P 9407 M	
	...204...	100
REF	P 9408 VF	
	...204...	100

opt. 5000 – max. 10000 min⁻¹



100440 Composite Polishing Kit / Coffret pour le polissage des composites



P9478C

L mm 9,0 10,0

REF	P9478C	
ISO	658.204...	070
	658.314...	060

⌚ opt. 6000 – max. 15000 min⁻¹



P9479C

L mm 10,0

REF	P9479C	
ISO	658.204...	050

⌚ opt. 6000 – max. 15000 min⁻¹



P9480C

L mm 1,5

REF	P9480C	
ISO	658.204...	100

⌚ opt. 6000 – max. 15000 min⁻¹



P9481C

L mm 7,0

REF	P9481C	
ISO	658.314...	030

⌚ opt. 6000 – max. 15000 min⁻¹

Ⓞ One-step composite polishers interspersed with diamond grit

Ⓢ Polissoirs pour composite à une étape, avec particules de diamant incrustés



P9490Y

L mm 6,5

REF	P9490Y	
ISO	658.204...	030

⌚ opt. 5000 – max. 10000 min⁻¹



P9491Y

L mm 10,0

REF	P9491Y	
ISO	658.204...	050

⌚ opt. 5000 – max. 10000 min⁻¹



P9492Y

L mm 15,0

REF	P9492Y	
ISO	658.204...	060

⌚ opt. 5000 – max. 10000 min⁻¹



P9493Y

L mm 9,0

REF	P9493Y	
ISO	658.204...	060

⌚ opt. 5000 – max. 10000 min⁻¹



P9494Y

L mm 8,0

REF	P9494Y	
ISO	658.204...	100

⌚ opt. 5000 – max. 10000 min⁻¹

Ⓞ Polishers for Composite (ecoline)

Ⓢ Polissoirs pour composite (ecoline)

Ceramic Polishers

Polissoirs pour céramique

Ⓞ High-efficiency polishers interspersed with diamond grit

- for pre-polishing, fine polishing and high-shine polishing of ceramics and metal alloys (without polishing paste)
- Pre-polishers (blue) • High-shine polishers (grey)
- Fine-polishers (red)

Ⓞ Polissoirs de haute qualité avec particules de diamant incrustés

- pour le prépolissage, polissage et brillantage des céramiques et alliages métalliques (sans utiliser pâte diamantée à polir)
- Prépolissoir (bleu) • Polissoir à haute brillance (gris)
- Polissoir fin (rouge)

P 9418 C
P 9419 M
P 9547 F



REF	P 9418 C	
ISO	...204...	030
	...314...	030
P 9419 M		
	...204...	030
	...314...	030
P 9547 F		
	...204...	030
	...314...	030

Ⓞ opt. 5000 – max. 10000 min⁻¹

P 9420 C
P 9421 M
P 9652 F



REF	P 9420 C	
ISO	...204...	055
P 9421 M		
	...204...	055
P 9652 F		
	...204...	055

Ⓞ opt. 5000 – max. 10000 min⁻¹

P 9816 C
P 9816 M
P 9816 F



REF	P 9816 C	
ISO	...204...	040
P 9816 M		
	...204...	040
P 9816 F		
	...204...	040

Ⓞ opt. 5000 – max. 10000 min⁻¹

P 9422 C
P 9423 M
P 9683 F



REF	P 9422 C	
ISO	...204...	100
P 9423 M		
	...204...	100
P 9683 F		
	...204...	100

Ⓞ opt. 5000 – max. 10000 min⁻¹



100441 Ceramic Polishing Kit / Coffret pour le polissage des céramiques

P 9545 C
P 9545 M
P 9545 F



REF	P 9545 C	
ISO	...104...	110
	P 9545 M	
	...104...	110
	P 9545 F	
	...104...	110
	...204...	110

opt. 5000 – max. 10000 min⁻¹

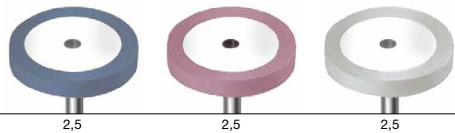
P 9660 C
P 9660 M
P 9660 F



REF	P 9660 C	
ISO	...104...	055
	P 9660 M	
	...104...	055
	P 9660 F	
	...104...	055

opt. 5000 – max. 10000 min⁻¹

P 9544 C
P 9544 M
P 9544 F



REF	P 9544 C	
ISO	...104...	170
	P 9544 M	
	...104...	170
	P 9544 F	
	...104...	170

opt. 5000 – max. 10000 min⁻¹

P 9546 C
P 9546 M
P 9546 F



REF	P 9546 C	
ISO	...104...	190
	P 9546 M	
	...104...	190
	P 9546 F	
	...104...	190

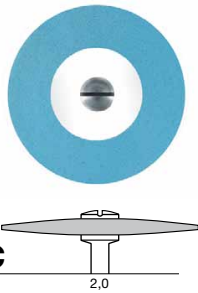
opt. 5000 – max. 10000 min⁻¹

Ⓒ **Diamond polishers for ceramics**

- for trimming, polishing and high-shine polishing of ceramic and metal alloys

Ⓔ **Polissoirs diamantés pour céramique**

- pour le dégrossissage, polissage et brillantage des céramiques et métaux



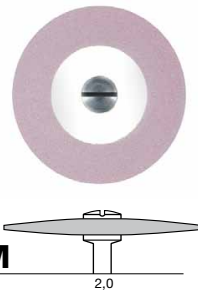
P 9690 C

L mm 2,0

REF	P 9690 C
ISO	...104... 260

Lenticular · Lenticulaire

opt. 5 000 – max. 10 000 min⁻¹



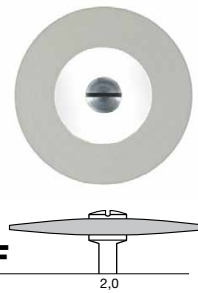
P 9691 M

L mm 2,0

REF	P 9691 M
ISO	...104... 260

Lenticular · Lenticulaire

opt. 5 000 – max. 10 000 min⁻¹



P 9692 F

L mm 2,0

REF	P 9692 F
ISO	...104... 260

Lenticular · Lenticulaire

opt. 5 000 – max. 10 000 min⁻¹

Ⓞ Diamond polishers

- for trimming, polishing and high-shine polishing of ceramic and metal alloys

ⓕ Polissoirs diamantés

- pour le dégrossissage, polissage et brillantage des céramiques et alliages métalliques

P 9537 M
P 9541 F
P 9541 EF

L mm 3,5 3,5 3,5




REF	P 9537 M
ISO	658.900.303.525... 220
	P 9541 F
	658.900.303.515... 220
	P 9541 EF
	... 900... 220

opt. 5 000 – max. 10 000 min⁻¹

P 9598 M
P 9600 F
P 9600 EF

L mm 3,0 3,0 3,0



REF	P 9598 M
ISO	658.900.372.525... 220
	P 9600 F
	658.900.372.515... 220
	P 9600 EF
	... 900... 220

opt. 5 000 – max. 10 000 min⁻¹

P 9538 M
P 9542 F

L mm 20,0 20,0



REF	P 9538 M
ISO	618.900.114.525... 070
	P 9542 F
	618.900.114.515... 070

opt. 5 000 – max. 10 000 min⁻¹

P 9679 M
P 9680 F

L mm 4,0 4,0



REF	P 9679 M
ISO	... 204... 050
	P 9680 F
	... 204... 050

opt. 5 000 – max. 10 000 min⁻¹

Ⓞ Polishers for ceramics (ecoline)

- for pre-polishing (light-grey), fine polishing (pink) and high-shine polishing (grey) of ceramic materials

ⓕ Polissoirs pour céramique (ecoline)

- pour le prépolissage (bleu clair), polissage fin (rose) et brillantage (gris) des céramiques

Prophylaxe Polishers

Polissoirs pour prophylaxie

GB Laminated white polishers

- for plaque removal
- F Polissoirs blancs lamellés**
- pour le retrait de plaque dentaire



P 9553 M

L mm 10,0

REF **P 9553 M**

ISO 658.204.034.523... **060**

opt. 5 000 – max. 6 000 min⁻¹



P 9631 VF

L mm 10,0

REF **P 9631 VF**

ISO ...204... **060**

opt. 5 000 – max. 6 000 min⁻¹



P 9645

REF **P 9645**

ISO ...204... **060**

opt. 5 000 – max. 6 000 min⁻¹

Nylon bristles
Brossette en nylon

Bracket Polishers

Polissoirs blancs lamellés

P 9669

L mm 6,5

REF **P 9669**

ISO 658.204... **030**

opt. 6 000 – max. 15 000 min⁻¹

P 9670

L mm 10,0

REF **P 9670**

ISO 658.204... **050**

opt. 6 000 – max. 15 000 min⁻¹

GB Polishers for conservative removal of adhesive residues after removal of the orthodontic brackets

F Polissoirs pour le retrait doux des excédents des résidus de colle après le retrait des « brackets » orthodontiques

Amalgam Polishers

Polissoirs pour le retrait de la colle

P 9632 C

L mm 9,0

REF **P 9632 C**

ISO 658.204.030.533... **060**

opt. 5 000 – max. 10 000 min⁻¹

P 9643 C

L mm 6,5

REF **P 9643 C**

ISO 658.204.243.533... **030**

opt. 5 000 – max. 10 000 min⁻¹

P 9633 C

L mm 10,0

REF **P 9633 C**

ISO 658.204.243.533... **050**

opt. 5 000 – max. 10 000 min⁻¹

GB Black amalgam polishers

- for pre-polishing amalgam

F Polissoirs noirs pour amalgame

- pour le prépolissage des amalgames

Metal Polishers

Polissoirs pour métaux

Ⓢ High-efficiency polishers

- for pre-polishing (brown) and fine polishing (green) of metal alloys

Ⓣ Polissoirs de haute qualité

- pour le prépolissage (brun) et polissage fin (vert) des alliages métalliques

P 9610 M

P 9620 F



REF	P 9610 M	
ISO	658.104.292.513...	045
	658.204.292.513...	045
	P 9620 F	
	658.104.292.503...	045
	658.204.292.503...	045

⌚ opt. 5 000 – max. 10 000 min⁻¹

P 9606 M

P 9616 F




REF	P 9606 M	
ISO	658.204.030.513...	060
	P 9616 F	
	658.204.030.503...	060

⌚ opt. 5 000 – max. 10 000 min⁻¹

P 9611 M

P 9621 F



REF	P 9611 M	
ISO	658.104.303.513...	150
	658.204.303.513...	100
	P 9621 F	
	658.104.303.503...	150
	658.204.303.503...	100

⌚ opt. 5 000 – max. 10 000 min⁻¹

P 9609 M

P 9619 F



REF	P 9609 M	
ISO	658.204.243.513...	050
	P 9619 F	
	658.204.243.503...	050

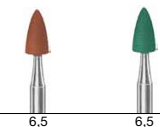
⌚ opt. 5 000 – max. 10 000 min⁻¹



100446 Amalgam + Gold Polishing Kit / Coffret pour le polissage des amalgames et de l'or

P 9608 M


P 9618 F



REF	P 9608 M	
ISO	658.104.243.513...	030
	658.204.243.513...	030
	658.314.243.513...	030
	P 9618 F	
	658.104.243.503...	030
	658.204.243.503...	030
	658.314.243.503...	030

⌚ opt. 5 000 – max. 10 000 min⁻¹

P 9614 M
P 9624 F



L mm 1,0 1,0

REF	P 9614 M	
ISO	658.104.371.513...	190
	P 9624 F	
	658.104.371.503...	190

opt. 5 000 – max. 10 000 min⁻¹
mounted · monté

P 9614 M
P 9624 F



L mm 1,0 1,0

REF	P 9614 M	
ISO	658.900.371.513...	220
	P 9624 F	
	658.900.371.503...	220

opt. 5 000 – max. 10 000 min⁻¹
unmounted · non monté

P 9615 M
P 9625 F



L mm 22,0 22,0

REF	P 9615 M	
ISO	658.900.114.513...	060
	P 9625 F	
	658.900.114.503...	060

opt. 5 000 – max. 10 000 min⁻¹

Occlusal polishers *Polissoirs occlusaux*

- for metal alloys
- pour les alliages métalliques

P 9634 M



L mm 22,0

REF	P 9634 M	
ISO	618.000.114.534...	030

opt. 10 000 – max. 15 000 min⁻¹

P 9661 C



L mm 22,0

REF	P 9661 C	
ISO	658.000.114.534...	030

opt. 10 000 – max. 15 000 min⁻¹

P 9635 F



L mm 22,0

REF	P 9635 F	
ISO	618.000.114.513...	030

opt. 10 000 – max. 15 000 min⁻¹

P 9636 VF



L mm 22,0

REF	P 9636 VF	
ISO	618.000.114.503...	030

opt. 10 000 – max. 15 000 min⁻¹

P 9646 M



L mm 20,0

REF	P 9646 M	
ISO	658.000.114.535...	020

opt. 10 000 – max. 15 000 min⁻¹

P 9647 C



L mm 20,0

REF	P 9647 C	
ISO	658.000.114.534...	020

opt. 10 000 – max. 15 000 min⁻¹

P 9648 F



L mm 20,0

REF	P 9648 F	
ISO	658.000.114.513...	020

opt. 10 000 – max. 15 000 min⁻¹

P 9649 VF



L mm 20,0

REF	P 9649 VF	
ISO	618.000.114.503...	020

opt. 10 000 – max. 15 000 min⁻¹



P9551 C

L mm 21,0

REF	P9551 C
ISO	618.900.114.534... 070

opt. 5000 – max. 10000 min⁻¹



P9550 C

L mm 3,0

REF	P9550 C
ISO	618.900.372.534... 220

opt. 5000 – max. 10000 min⁻¹



P9675 M

L mm 3,0

REF	P9675 M
ISO	618.900.372.513... 220

opt. 5000 – max. 10000 min⁻¹



P9675 F

L mm 3,0

REF	P9675 F
ISO	618.900.372.503... 220

opt. 5000 – max. 10000 min⁻¹

Model cast polishers

- for pre-polishing, polishing and high-shine polishing of model cast and non-precious metal alloys

Polissoirs pour squelettés

- pour le prépolissage, polissage fin et brillantage des squelettés et alliages en métaux non-précieux




P9575 M

L mm 3,5

REF	P9575 M
ISO	658.900.303.522... 220

opt. 5000 – max. 10000 min⁻¹



P9572 M

L mm 3,0

REF	P9572 M
ISO	658.900.372.522... 220

opt. 5000 – max. 10000 min⁻¹

Blue polishers

- for low-lustre polish of precious metal alloys

Polissoirs bleus

- pour le polissage mat des alliages métalliques



P9678 M

L mm 20,0

REF	P9678 M
ISO	658.900.114.522... 070

opt. 5000 – max. 10000 min⁻¹



P9584 M

L mm 16,0 25,0

REF	P9584 M
ISO	658.104.292.522... 050
	658.900... 060

opt. 5000 – max. 10000 min⁻¹

Titanium Polishers

Polissoirs titane

Ⓢ Titanium polishers

- for pre-polishing (grey) and fine polishing (purple) of titan alloys

Ⓢ Polissoirs titane

- pour le prépolissage (gris) et polissage fin (rose) des alliages en titane



P 9985 M

L mm 20,0

REF	P 9985 M
ISO	... 900 ... 070

⌚ opt. 5000 – max. 10000 min⁻¹



P 9987 M

L mm 3,0

REF	P 9987 M
ISO	... 900 ... 220

⌚ opt. 5000 – max. 10000 min⁻¹



P 9985 F

L mm 20,0

REF	P 9985 F
ISO	... 900 ... 070

⌚ opt. 5000 – max. 10000 min⁻¹



P 9987 F

L mm 3,0

REF	P 9987 F
ISO	... 900 ... 220

⌚ opt. 5000 – max. 10000 min⁻¹

Ⓢ Three-step titane polishers

- interspersed with diamond grit

Ⓢ Polissoirs titane en trois étapes

- avec particules de diamant incrustés

P 9409 C

P 9409 M

P 9409 F



L mm 2,2 2,2 2,2

REF	P 9409 C
ISO	658.900... 170
REF	P 9409 M
ISO	658.900... 170
REF	P 9409 F
ISO	658.900... 170

⌚ opt. 5000 – max. 10000 min⁻¹

P 9409 C

P 9409 M

P 9409 F



L mm 3,0 3,0 3,0

REF	P 9409 C
ISO	658.900... 220
REF	P 9409 M
ISO	658.900... 220
REF	P 9409 F
ISO	658.900... 220

⌚ opt. 5000 – max. 10000 min⁻¹

P 9411 C

P 9411 M

P 9411 F



L mm 20,0 20,0 20,0

REF	P 9411 C
ISO	658.900... 070
REF	P 9411 M
ISO	658.900... 070
REF	P 9411 F
ISO	658.900... 070

⌚ opt. 5000 – max. 10000 min⁻¹

Universal Polishers

Polissoirs universels

White polishers

- for universal polishing of enamel, precious metal alloys and acrylics for veneers
- and for polishing filling materials and acrylics for prostheses

Polissoirs blancs

- pour le polissage universel de l'émail, des alliages en métaux précieux et résines pour facettes
- également appropriés pour le polissage des matériaux d'obturation et résines de prothèses

P 9627 C


L mm 4,0

REF	P 9627 C
ISO	658.900.303.523... 220

 ⌚ opt. 5 000 – max. 10 000 min⁻¹
P 9630 C


L mm 20,0

REF	P 9630 C
ISO	658.900.114.523... 070

 ⌚ opt. 5 000 – max. 10 000 min⁻¹
P 9554 C


L mm 3,0

REF	P 9554 C
ISO	658.900.372.523... 220

 ⌚ opt. 5 000 – max. 10 000 min⁻¹
P 9555 M


L mm 8,0

REF	P 9555 M
ISO	658.204.030.523... 100

 ⌚ opt. 5 000 – max. 10 000 min⁻¹
P 9556 M


L mm 2,5

REF	P 9556 M
ISO	658.204... 110

 ⌚ opt. 5 000 – max. 10 000 min⁻¹
P 9557 M


L mm 15,0

REF	P 9557 M
ISO	658.104.243.523... 060

 ⌚ opt. 5 000 – max. 10 000 min⁻¹
P 9559 C


L mm 3,5

REF	P 9559 C
ISO	658.900... 180

 ⌚ opt. 5 000 – max. 10 000 min⁻¹
P 9980 C


L mm 25,0

REF	P 9980 C
ISO	658.900... 060

 ⌚ opt. 5 000 – max. 10 000 min⁻¹

Denture Acrylics Polishers

Polissoirs pour résines de prothèse

☉ Denture acrylics polishers

- for polishing acrylics

☉ Polissoirs pour résines de prothèse

- pour le polissage des résines



P 9603 C

L mm 25,0

REF	P 9603 C
ISO	...104... 100

☉ opt. 5 000 – max. 7 000 min⁻¹

for shaping
pour le dégrossissage



P 9641 M

L mm 25,0

REF	P 9641 M
ISO	...104... 100

☉ opt. 5 000 – max. 7 000 min⁻¹

for smoothing and pre-polishing
pour le polissage fin et le pré-polissage



P 9644 F

L mm 25,0

REF	P 9644 F
ISO	...104... 100

☉ opt. 5 000 – max. 7 000 min⁻¹

for high-shine polishing
pour le brillantage



P 9604 C

L mm 20,0

REF	P 9604 C
ISO	...104... 100

☉ opt. 5 000 – max. 7 000 min⁻¹



P 9642 M

L mm 20,0

REF	P 9642 M
ISO	...104... 100

☉ opt. 5 000 – max. 7 000 min⁻¹



P 9674 F

L mm 20,0

REF	P 9674 F
ISO	...104... 100

☉ opt. 5 000 – max. 7 000 min⁻¹




CC 251 AX

L mm 14,0

REF	CC 251 AX
ISO	500.104.274.xxx... 060

☉ max. 50 000 min⁻¹



100442

Ceramic Polishing Kit / Coffret résines de prothèse



P 9432 C

L mm 16,0

REF	P 9432 C
ISO	...104... 055

opt. 5000 – max. 7000 min⁻¹



P 9424 M

L mm 16,0

REF	P 9424 M
ISO	...104... 055

opt. 5000 – max. 7000 min⁻¹



P 9433 F

L mm 16,0

REF	P 9433 F
ISO	...104... 055

opt. 5000 – max. 7000 min⁻¹



P 9984 C

L mm 18,0

REF	P 9984 C
ISO	...104... 150

opt. 5000 – max. 7000 min⁻¹



P 9984 M

L mm 18,0

REF	P 9984 M
ISO	...104... 150

opt. 5000 – max. 7000 min⁻¹



P 9984 F

L mm 18,0

REF	P 9984 F
ISO	...104... 150

opt. 5000 – max. 7000 min⁻¹



P 9489 C

L mm 25,0 25,0

REF	P 9489 C
ISO	...104... 100
	P 9489 M
	...104... 100

opt. 6000 – max. 10000 min⁻¹



P 9467 C

L mm 19,0 19,0

REF	P 9467 C
ISO	...104... 100
	P 9467 M
	...104... 100

opt. 6000 – max. 10000 min⁻¹



P 9466 C

L mm 18,0 18,0

REF	P 9466 C
ISO	...104... 150
	P 9466 M
	...104... 150

opt. 6000 – max. 10000 min⁻¹

Brushes

Brossettes



P 9628

REF	P 9628
ISO	... 900 ... 220

opt. 5000 – max. 10 000 min⁻¹

Cotton mops
Polissoir coton



P 9638

REF	P 9638
ISO	... 900 ... 220


opt. 5000 – max. 10 000 min⁻¹

Brushes · natural bristles
Brossettes · soies naturelles



DP93007

Diamond polishing paste 7 µm
Pâte diamantée à polir 7 µm



AS20

REF	AS20
-----	------

Cleaning stone for diamonds | *Pierre à nettoyer les instruments diamantés*

Mandrels

Mandrins

P 303 A



US No.	303
REF	P 303 A
ISO	330.104.603.391... 050

P 305 A



US No.	300
REF	P 305 A
ISO	330.104.604.391... 050

self centering · auto-centrage

P 305



REF	P 305
ISO	...104... 050 080

P 309



REF	P 309
ISO	330.204.607.000

opt. 5 000 – max. 6 000 min⁻¹

«Snap-on» mandrel
«Snap-on» Mandrin pour cupules

P 326



REF	P 326
ISO	...104... 020 030

P 329




REF	P 329
ISO	330.104.610.417...

P 301 L



REF	P 301 L
ISO	330.104.610.415...

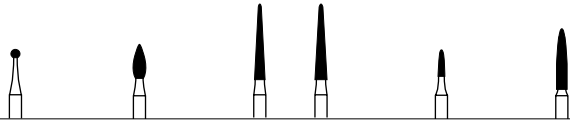


Set for the preparation of composite fillings

Coffret pour la préparation des obturations en composite



100402



Contents - Contenu

REF	801C	368C	859C	859C	860C	862C
806.314	001.504 012	257.504 016	166.504 014	166.504 016	245.504 009	249.504 014
	1	1	1	1	1	1

DTF set of instruments with extra-fine diamond grit

Coffret DTF avec des instruments diamantés avec granulométrie ultra fine




100404



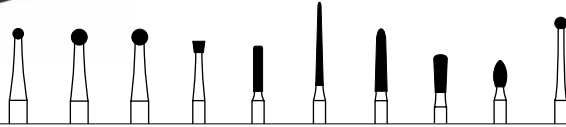
Contents - Contenu

REF	801C	956C	852C	860C	862C	368AC	368C	379C	827C	392C
806.314	001.504 012	159.504 010	164.504 010	245.504 010	249.504 012	254.504 016	257.504 016	277.504 016	464.504 018	465.504 014
	1	1	1	1	1	1	1	1	1	1

Therapy Set
Coffret de thérapie




100423



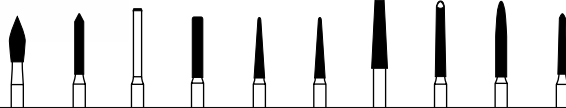
Contents - Contenu

REF	CB1S	CB1S	801	805	836KR	859	868	830L	368A	801LG
806.204/314	001.003	001.003	001.524	010.524	157.524	167.524	223.524	234.524	254.524	697.534
ISO	014	021	012	016	012	010	016	018	018	016
	1	1	1	1	1	1	1	1	1	1

Crown Preparation Set
Coffret pour la préparation des couronnes



100424



Contents - Contenu

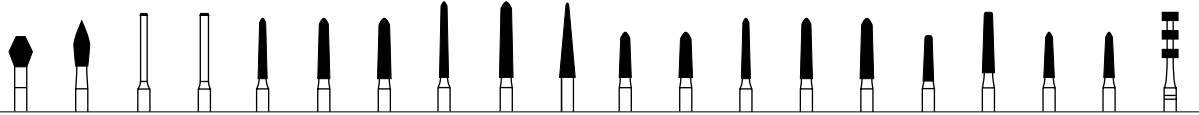
REF	899F	885	839	837KR	858	859F	848	857	863	878
806.314	033.514	130.524	150.524	158.524	165.524	166.514	173.524	220.524	250.524	289.524
ISO	021	012	012	014	014	014	021	014	016	012
	1	1	1	1	1	1	1	1	1	1



Crown & Veneer Preparation Kit


Coffret pour la préparation des couronnes et des incrustations

100425



Contents - Contenu

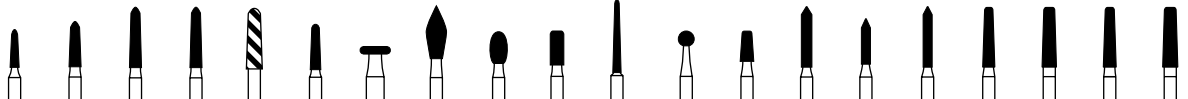
REF	811	899	839A	839A	878K	878K	878K	879K	879K	859	877K	877K	878K	878K	878K	846KR	847KR	878K	877K	834	
ISO	806.314/313	038.524 031	033.524 021	- 010	- 012	298.524 012	298.524 016	298.524 018	299.524 016	299.524 018	- 021	297.524 016	297.524 018	298.524 012	298.524 016	298.524 018	545.524 014	546.524 016	298.524 014	297.524 014	552.524 021
		1	1	1	1	1	1	1	1	1	1	1	1	1	1	1	1	1	1	1	1



Crown Preparation Kit by Dr. Woo


Coffret pour la préparation des couronnes selon le Dr. Woo

100426



Contents - Contenu

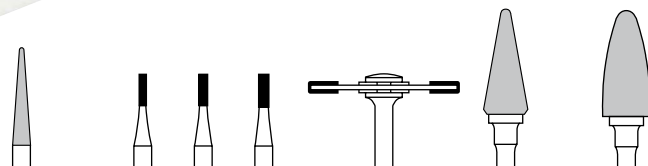
REF	876KG	877KG	878KG	878KF	I856SG	855	909G	899	379	835KR	850SMF	801G	845KR	885G	884G	885F	951KR	951KR	951KRF	951KRF	
ISO	806.314	296.534 012	297.534 016	298.534 016	298.514 021	- 021	197.524 014	068.534 040	033.524 027	277.524 023	156.524 018	199.xxx 011	001.534 021	544.524 018	130.534 014	129.534 012	130.514 012	- 016	- 019	- 017	- 020
		1	1	1	1	1	1	1	1	1	1	1	1	1	1	1	1	1	1	1	1



Provisional C & B Kit

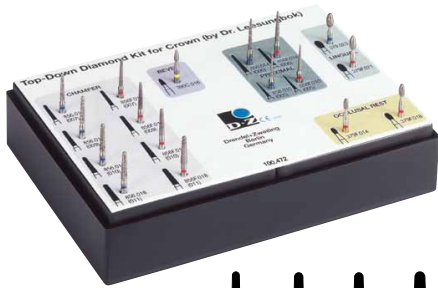
Coffret C & B pour restaurations temporaires

100427



Contents - Contenu

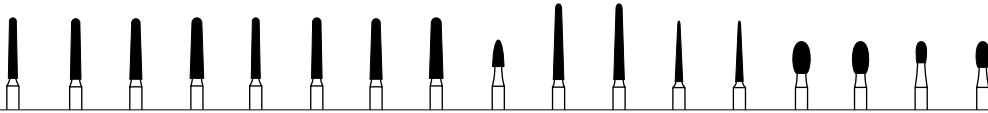
REF	CC257RFX	CB21	CB21	CB21	937F	CC257RMX	CC 251AX
ISO	806.104	201.140 023	107.006 010	107.006 012	107.006 014	- 200	201.190 060
		1	1	1	1	1	1



**Top-Down Diamond Kit for Crown
by Dr. Leesungbok**

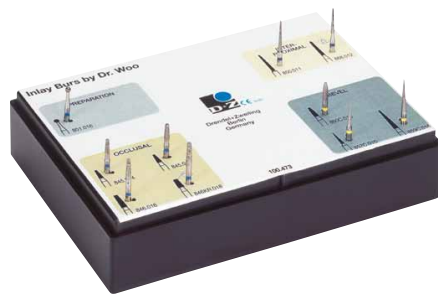
« *Top-Down Diamond Kit for Crown* »
selon le Dr. Leesungbok

100472



Contents - Contenu

REF	856	856	856	856	856F	856F	856F	856F	390C	850	850F	858	858F	379	379F	379F	379F
806.314	198.524	198.524	198.524	198.524	198.514	198.514	198.514	198.514	274.504	199.524	199.514	165.524	165.504	277.524	277.514	277.514	277.514
	012(007)	014(009)	016(010)	018(011)	012(007)	014(009)	016(010)	018(011)	016	014(006)	014(006)	010(005)	010(005)	023	021	014	018
	1	1	1	1	1	1	1	1	1	1	1	1	1	1	1	1	1



Inlay Burs by Dr. Woo

Coffret pour la préparation d'inlays selon le Dr. Woo

100473



Contents - Contenu

REF	801	845	845	846	846KR	850	868	860C	852C	859C
806.314	001.524	168.524	168.524	171.524	545.524	199.514	223.524	245.504	164.504	166.504
	016	014	016	016	018	011	012	015	010	016
	1	1	1	1	1	1	1	1	1	1



ABB 15

REF ABB15



ABB30

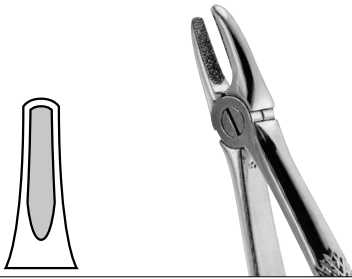
REF ABB30

Diamond Forceps

Daviers diamantés

Centrals and Canines | *Incisives et canines*

501



REF 501
ISO 806.501.534

upper centrals and canines · *Incisives et canines du haut*

502

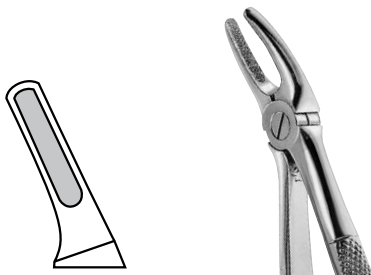


REF 502
ISO 806.502.534

upper centrals and canines · *Incisives et canines du haut*

Premolars | *Prémolaires*

507



REF 507
ISO 806.507.534

upper premolars · *prémolaires du haut*

513



REF 513
ISO 806.513.534

lower premolars · *prémolaires du bas*

Molars | *Molaires*

517



REF 517
ISO 806.517.534

upper molars, right · *molaires du haut, droit*

518



REF 518
ISO 806.518.534

upper molars, left · *molaires du haut, gauche*

Roots | Racines

533

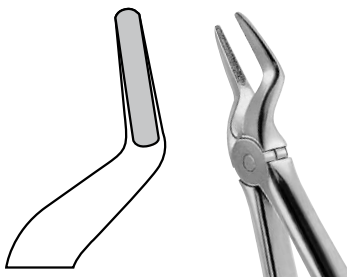


REF 533

ISO 806.533.534

lower roots · *racines du bas*

551



REF 551

ISO 806.551.534

upper roots · *racines du haut*

574



REF 574

ISO 806.574.534

lower roots, english pattern · *racines du bas, forme anglaise*

Disinfection

- Use approved agents only
- Immerse instruments immediately after use
- Observe manufacturer's recommendations regarding concentration/time/material-compatibility
- Do not disinfect in the thermodisinfectant

Root canal instruments
→ Protect against mechanical damage

Tungsten carbide instruments
→ Do not use hydrogen peroxide (H₂O₂)

Polishers
→ Do not immerse in alcohol

Brushes with natural bristles
→ are for single use only

Désinfection

- N'utiliser que des désinfectants appropriés, usuels
- Faire tremper immédiatement les instruments après l'utilisation !
- Respecter les consignes du fabricant relatives à la concentration, la durée de désinfection et la biocompatibilité
- Ne pas utiliser d'appareil de désinfection thermique

Instruments à canaux
→ Protéger les instruments à canaux de toute détérioration mécanique

Instruments en carbure de Tungstène
→ Ne pas utiliser de l'eau oxygénée (H₂O₂)

Polissoirs
→ Ne pas mettre les polissoirs dans l'alcool

Brossettes en poils naturels
→ Utiliser les brosettes en poils naturels comme des produits à usage unique

New Instruments / Treatment
Nouveaux instruments / Traitement

Storage

- Separate storage (sterile/non-sterile)
- Sterile products, 6 weeks max.
- Dry
- Dust-proof
- Away from chemicals

Stockage

- Stocker séparément les instruments stériles et les non stériles
- Stérilisation garantie des instruments stériles 6 semaines maximum
- au sec
- hors poussières
- à distance des produits chimiques

Sterilization

- All dental instruments can be sterilized
- Use sterile packages

Exceptions: Standard steel instruments (e.g. [REF] 1)

→ Instruments corrode if subjected to autoclave sterilization

Rubber polishers

→ change their elasticity if subjected to hot air sterilization

Brushes with natural bristles

→ will swell up in the autoclave

Stérilisation

- Tous les instruments de dentisterie sont stérilisables
- Utiliser des pochettes stériles

Exceptions :

Instruments en acier standard (p. ex. [REF] 1)

→ les instruments se corrodent dans l'autoclave

Polissoirs caoutchouc
→ ils perdent leur souplesse dans les stériliseurs à air chaud

Brossettes en poils naturels

→ elles gonflent dans les autoclaves



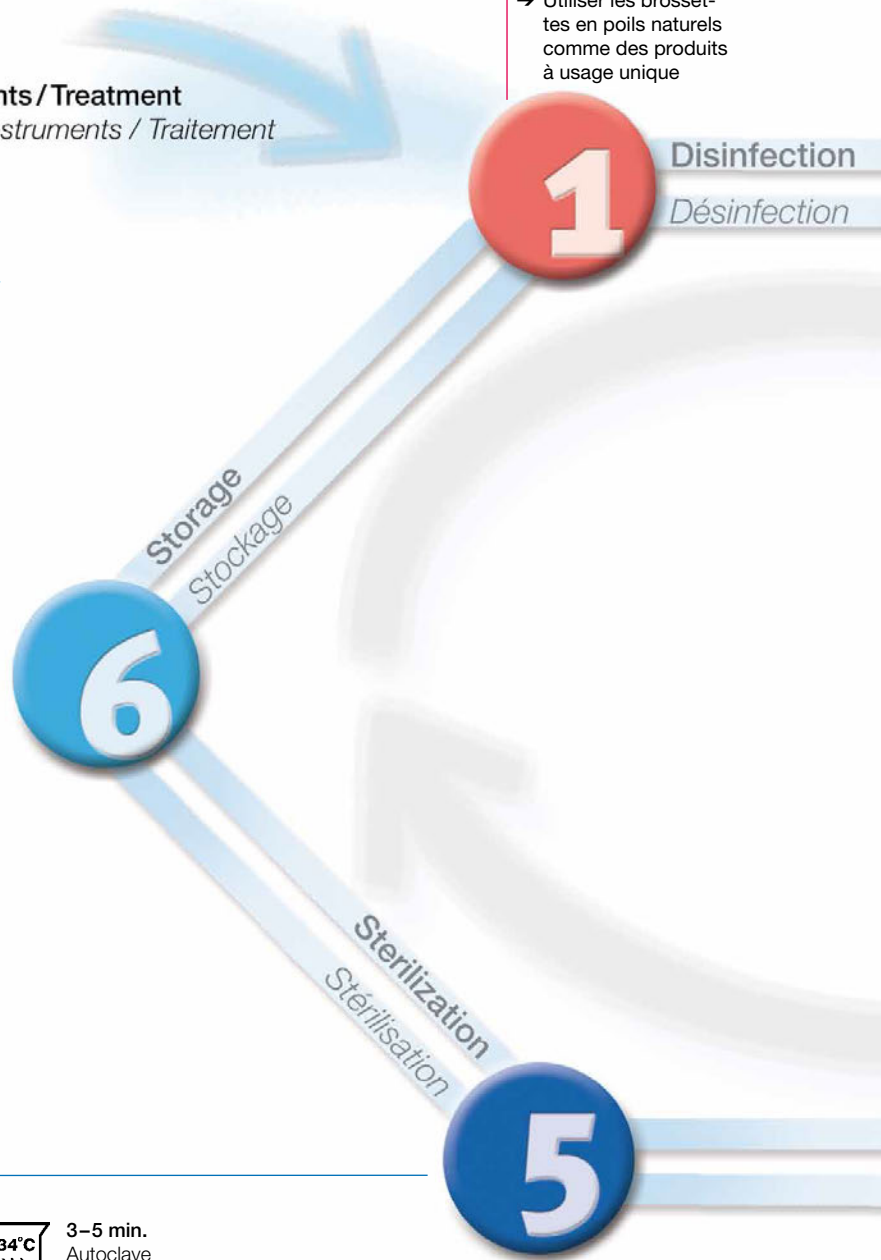
3–5 min.
Autoclave
autoclave



15–20 min.
Autoclave
autoclave



30 min.
Hot air
air chaud

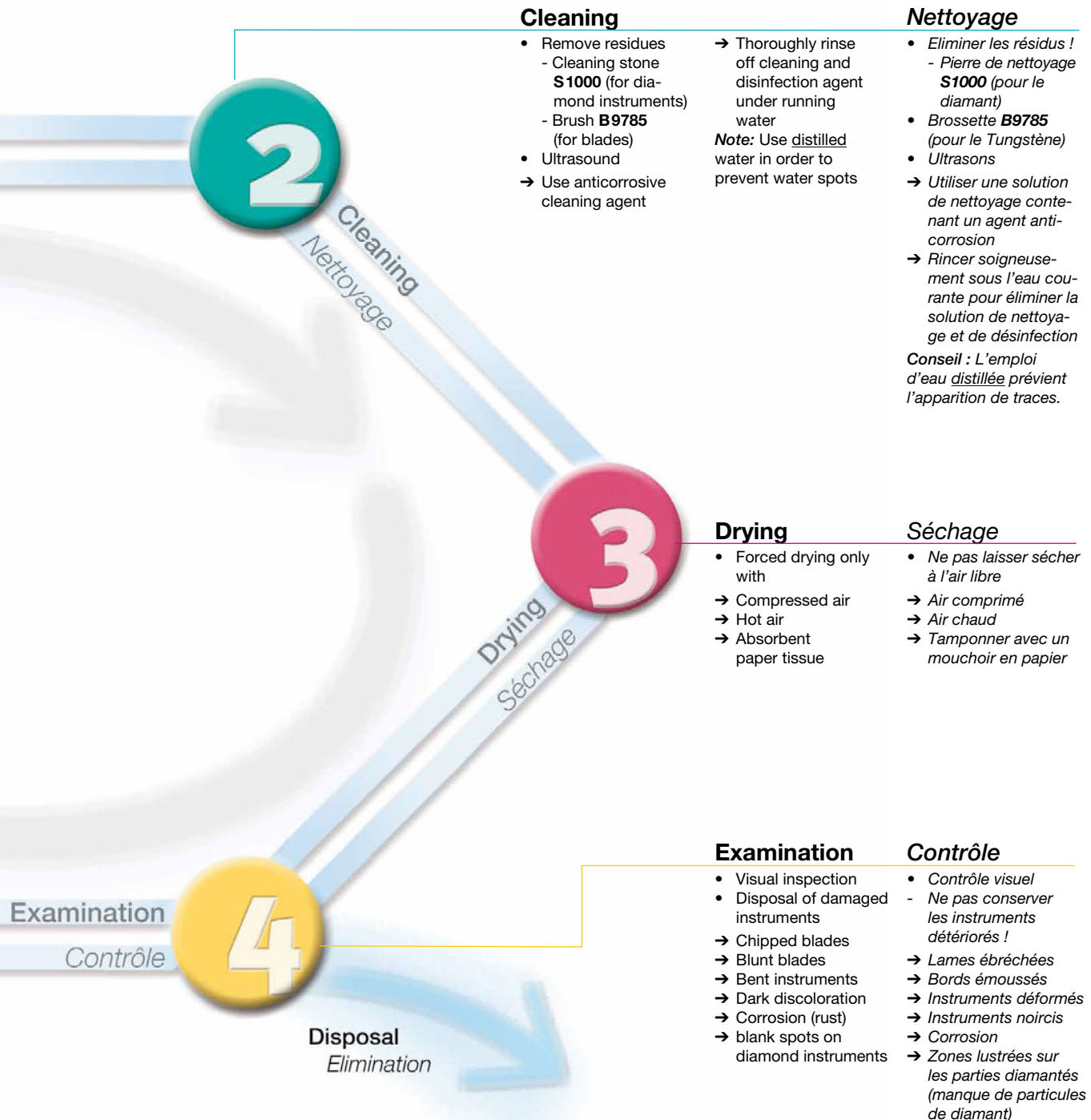


Reprocessing

A validated cleaning method is available on our web site www.drendel.com under "Instrument reprocessing".

Retraitement

Un procédé validé pour le retraitement des instruments peut être téléchargé sur notre site www.drendel.com !



Area of application:

These general instructions for use and safety recommendations apply to all products and are to be generally observed. Separate instructions for use are enclosed in the packaging of products that require more detailed information. These take precedence over the general instructions.

Proper use

- Make sure that only technically and hygienically perfect and cleaned turbines, hand pieces and contra-angles are used.
- Chuck the instruments as deeply as possible.
- The instrument must be rotating at the desired speed before contact is made with the work piece.
- Avoid jamming and using the instrument as a lever as this leads to an increased risk of fracture.
- Wear safety glasses as required.
- Avoid unprotected contact with the instruments (use protective gloves).
- Thermal damage caused by rotary instruments has to be avoided in any case (work at recommended speed and use sufficient water cooling).
- Preferably use instruments with rounded edges as the preparation of sharp-edged undercuts may lead to an increased risk of a damaging notch effect. Improper use leads to increased risk and inferior results. Therefore, stick to the application and speed recommendations indicated on the labels and in our instructions for use.

Recommended speeds

The general rule is:

- The larger the working part, the lower the speed
- Maximum speed \varnothing_{\max} 300.000 rpm means: Suited for micro motor hand pieces and turbines with stable ball bearings. Not recommended for old turbines with air bearing.
- Maximum speed \varnothing_{\max} 30.000 – 160.000 rpm means: Suited for micro motor hand pieces or lab hand pieces up to the speed indicated. Not recommended for turbines. Not observing the maximum permissible speed leads to an increased safety risk.

Contact pressure

Excessive contact pressure (>2N) has to be avoided

- In cutting instruments, this can lead to damage to the working part and to chipping of the blades as well as an excessive generation of heat.
- In abrasive instruments, increased contact pressure may lead to stripping of the grit or to clogging of the instruments and increased heat generation.

Increased contact pressure may also lead to thermal damage to the pulp or, in case of damaged blades, to rough surfaces. In extreme cases, instrument fracture may even occur.

Cooling

- To avoid undesirable heat generation during preparation, make sure to provide sufficient cooling by means of air/water spray (at least 50 ml/min.).
- Additional external cooling is required when using FG instruments with a total length of more than 22 mm or a head diameter exceeding 2 mm.

Insufficient water cooling can result in irreversible damage to the tooth and the surrounding tissue.

Guideline on the number of times rotary instruments can be used

The below values are guidelines. The service life of the instruments may differ from these values as this depends on the application and/or the material treated.

In certain cases, the instruments can be used more often, provided that there are no visible signs of wear.

Instruments made of unprotected tool steel:	– 4 x
Instruments made of stainless steel:	– 4 x
Instruments with internal cooling:	– 4 x
Tungsten carbide instruments:	– 15 x
Diamond instruments:	– 25 x
Polishers:	– 10 x
Ceramic abrasives:	– 10 x
Endodontic instruments - wide canals:	– 8 x (max.)
Average canals:	– 4 x (max.)
Narrow canals:	just use 1 x
For hygienic reasons, laminated polishers and dental brushes may only be used	– 1 x

Elimination of worn instruments

- Damaged and deformed blades cause vibrations and lead to poor preparation margins and rough surfaces.
- Blank spots on the surface of diamond instruments are an indication of abrasive grit wear and reduced cutting efficiency. These deficiencies lead to excessive temperature and finally pulp damage. Therefore, worn or bent instruments must be eliminated immediately.

Very important: Blunt and damaged instruments lead to the dentist applying higher contact pressure which may result in an increased operating temperature. This may lead to thermal pulp damage. Damaged instruments therefore have to be discarded immediately.

Cleaning, disinfection and sterilization

The instruments are to be disinfected with anti-corrosive disinfecting and cleaning agents for rotary instruments. For recommendations for use (immersion time, concentration, suitability) of disinfecting and cleaning agents see instructions of the manufacturers of these agents.

To remove disinfecting and cleaning agent, thoroughly rinse instruments with water and dry carefully (e.g. by air blasting). Do not store instruments for a longer period in wet or humid condition. Make sure that they do not come in contact with each other during ultrasonic cleaning. Control cleaned instruments visually. The instruments can be reprocessed in the thermo disinfectant provided that the agent used is suitable for rotary instruments. Subject cleaned instruments to a visual examination. Damaged or blunt instruments must be rejected and their use discontinued. Sterilization is carried out in the autoclave at 134°C. The recommendations provided by the manufacturer of the respective device must be observed. Discard any corroded instruments. The operator of medical products is responsible for seeing that reprocessing is carried out by qualified personnel, using the appropriate materials and suited equipment. Work instructions with regard to proper reprocessing of instruments according to DIN EN ISO 17664 can be downloaded from our web site www.drendel.com.

For polishers, brushes and instruments with internal cooling please refer to the following specific information.

Specific instructions for individual instrument types

Tungsten carbide

- When milling dry plaster a suction device must be used.
- Avoid any contact with H₂O₂ (hydrogen peroxide). The carbide working parts would be attacked and damaged, reducing the instrument's service life.

Steel

- Tool steel instruments cannot be sterilized in the autoclave.
- When using the separating strip please avoid contact with the gingiva as there is a risk of injury due to sharp blades.

Diamond

- Use a disc guard for rotating diamond discs when working intraorally.
- When using finishing discs avoid axial deflection over 45° and radial deformation. This may lead to fracture. In order to guarantee a non-traumatic treatment, ensure direct vision and avoid contact with soft tissue. An integrated sliding clutch stops the disc in case it gets jammed. After that, the finishing disc can no longer be used.
- When using the diamond strips please avoid contact with the gingiva as there is a risk of injury. Please also avoid extreme bending as this might cause the strip to snap.
- Coarse and super coarse grit diamond instruments may lead to increased thermal stress. Therefore, when using such products, use sufficient water cooling (at least 50 ml/min) and work at minimal contact pressure. To achieve an optimal surface roughness, subsequent finishing is necessary.

Bone cutters (tungsten carbide, stainless steel, diamond-coated)

Bone cutters are suitable for a wide range of uses in dental alveolar surgery, depending on the shape of their working parts, e.g.: for the restoration of edentulous ridges when removing sharp bone edges, for the extraction of bones for example from the chin or from the retromolar zone for autogenous bone transplantation, for osteotomy when exposing impacted teeth and for the treatment of root apices as surgical measure for the conservation of teeth. Recommended speeds are mentioned on the label of the package of an instrument.

- CB255A, Special care has to be taken when using the CB255A, minimally invasive combination instrument for conservative preparation of bone tissue and hard tooth substance.
- The CB255A is designed to be used in the micro motor (red contra-angle) and not in the turbine - risk of accident.

Root canal reamers (stainless steel)

Pulpa bur „Müller“ 191

- Green contra-angle, (n_{opt.} 450–800 rpm).
For root canal preparation.

Specific instructions for individual instrument types

Polishers/Brushes

- Apply low contact pressure in order to minimize heat generation.
- Apply a speed of n_{opt.} 5,000 – 6,000 rpm.
- Polishing should always be carried out in circular motion.
- In order to achieve a high shine polish, when using multiple step polishing systems all polishers are to be used in the indicated sequence.
- Use breathing mask (mouth and nose) as well as a suction device in the laboratory.
- Eye protection is recommended.
- Disinfecting and cleaning: Due to their material properties, brushes and polishers have to be cleaned differently from other rotary instruments. Use disinfecting and cleaning agents that are suited for polishers. Use agent observing the recommendation indicated by the manufacturer.
- Sterilization: Autoclave only.
- The reuse of disposable articles (marked ② on the packaging) is not permitted (e.g. laminated polishers and brushes).

The reuse of these products poses a risk of infection and/or the safety of the products can no longer be guaranteed.

Safety and liability

Worn and damaged instruments (defective diamond coating, bent instruments etc.) have to be discarded and replaced by new ones.

The above mentioned recommendations with respect to handling, cooling and contact pressure are to be strictly observed.

The instruments should only be used for the intended application.

Non-observance of these safety recommendations may lead to damage of the hand piece or injury. The user is responsible for checking the product prior to use to ensure that it is suited for the intended purpose.

In case of contributory negligence by the user, D+Z partly or totally declines liability for all resulting damages, particularly if these are due to non-observance of our recommendations for use or warnings as well as inadvertent misuse by the user.

Store products out of children's reach. For dental use only.

Domaine d'application :

Ces conseils d'utilisation et de sécurité généraux s'appliquent à tous les produits. Ils doivent être respectés. En revanche les produits qui requièrent des explications plus détaillées sont dotés d'instructions séparées. Celles-ci ont la priorité sur les conseils généraux.

Utilisation appropriée

- Veillez à n'utiliser que des turbines, des pièces à main et des contre-angles en parfait état au niveau technique et propreté.
- Les instruments doivent être insérés le plus profondément possible.
- Mettre l'instrument en route à la vitesse souhaitée, avant de l'appliquer sur la pièce.
- Eviter de coincer ou de tordre les instruments, en raison du risque élevé de fracture.
- Il est conseillé d'utiliser les lunettes de protection pour certaines utilisations.
- Eviter de toucher les instruments sans protection (porter des gants de sécurité).
- Eviter impérativement les dommages thermiques causés par les instruments rotatifs (pour cela travailler à basse vitesse et avec une irrigation suffisante).
- Donner la préférence aux instruments à bords arrondis car les préparations avec des arêtes vives peuvent conduire à la création de rainures préjudiciables. Une utilisation inadaptée conduit à des résultats insatisfaisants et augmente les risques. Il est donc impératif de respecter les recommandations d'application ainsi que les vitesses indiquées sur les étiquettes et dans les conseils d'utilisation.

Vitesse de rotation recommandée

Règle générale :

- Plus la partie travaillante est grande, plus la vitesse de rotation est faible.
- La recommandation de vitesse \odot_{\max} 300 000 min⁻¹ signifie : Vitesse adaptée aux micro moteurs et aux turbines avec roulement à bille stable. N'est pas conseillé avec des turbines anciennes à l'air.
- La recommandation de vitesse \odot_{\max} 30 000 – 160 000 min⁻¹ signifie : vitesse adaptée aux micro moteurs ou pièces à main, en respectant la vitesse de rotation recommandée. N'est pas conseillé sur turbine. Le non-respect de la vitesse de rotation maximale permise nuit à une sécurité optimale.

Pression de travail

Eviter absolument les pressions de travail trop importantes (> 2N).

- Avec des instruments coupants, risque d'endommagement de la partie travaillante en l'ébréchant. De plus, cela contribue à augmenter l'échauffement.
- Dans le cas des instruments diamantés, une pression de travail trop importante risque d'endommager les cristaux de diamant ou de détériorer l'instrument, et de créer un échauffement trop important.

Des pressions de travail trop importantes peuvent également créer par l'échauffement un endommagement de la pulpe ou un état de surface rugueux, en raison de la denture ébréchée. Dans des cas extrêmes, l'instrument peut même se fracturer.

Refroidissement

- Pour éviter un échauffement lors de la préparation, il faut assurer un refroidissement suffisant avec du spray (au moins 50 ml/min.)
- Pour les instruments FG de plus de 22 mm de long au total, ou avec une partie travaillante de plus de 2 mm de diamètre, un refroidissement avec du spray externe supplémentaire est nécessaire.

Un refroidissement avec du spray insuffisant entraîne un risque de détérioration irréversible de la dent et de son environnement.

Valeurs indicatives pour la fréquence d'utilisation

Les valeurs ci-dessous mentionnées sont des valeurs données à titre indicatif. Il se peut que celles-ci diffèrent de la durée de vie réelle, en fonction de l'application et/ou du matériau usiné.

En cas d'absence d'usure visible, il est quelquefois possible d'utiliser les instruments plus longtemps.

Instruments en acier outils non-protégé :	- 4 x
Instruments en acier inoxydable :	- 4 x
Instruments avec refroidissement interne :	- 4 x
Instruments en Carbure de Tungstène :	- 15 x
Instruments diamantés :	- 25 x
Polissoirs :	- 10 x
Abrasifs céramiques :	- 10 x
Instruments endodontiques : canaux larges :	max. 8 x,
canaux moyens :	- 4 x,
canaux étroits :	seulement 1 x
Polissoirs laminés et brosettes : (pour des raisons d'hygiène)	- 1 x

Retrait des instruments émoussés

- Les lames ébréchées et tordues provoquent des vibrations. De plus, elles forment des bords de préparations irréguliers et des états de surface rugueux.
- Les zones dé-diamantées sur les instruments indiquent leur état d'usure. Cela engendre des élévations de température et peut endommager la pulpe. Les instruments usés et abîmés doivent donc être retirés immédiatement.

Très important : Les instruments émoussés et abîmés exigent une pression de travail trop importante et génèrent ainsi une élévation de la température. Cela peut conduire à un endommagement de la pulpe. Veillez à supprimer les instruments endommagés immédiatement.

Nettoyage, désinfection et stérilisation

La désinfection des instruments se fait avec des agents de désinfection et de nettoyage appropriés anticorrosifs pour des instruments rotatifs. Respecter les conditions d'utilisation du fabricant des produits de désinfection et de stérilisation relatives au temps de trempage, concentration, aptitude.

Bien rincer les agents de désinfection et de nettoyage résiduels et sécher les instruments (p.ex. par jet d'air). Ne pas stocker les instruments à l'état humide. Veiller à ce que les instruments ne se touchent pas pendant le nettoyage dans le bain à ultrasons ! La préparation des instruments peut être effectuée dans le thermo désinfecteur, à condition qu'un agent approprié pour instruments rotatifs soit utilisé. Effectuer un contrôle visuel. Ne pas utiliser les instruments endommagés ou émoussés. La stérilisation se fait à l'autoclave à une température de 134°C. Respecter les indications du fabricant de l'appareil. Ne plus utiliser les instruments corrodés. L'opérateur des produits médicaux est le responsable et il doit veiller à ce que le traitement des produits s'effectue par le personnel qualifié, avec les matériaux appropriés et l'équipe correspondante. Les fiches d'instructions pour la préparation des instruments selon DIN EN ISO 17664 peuvent être téléchargées sur le site www.drendel.com.

Pour ce qui est des polissoirs, des brosettes et des instruments à irrigation interne, veuillez consulter les pages suivantes pour des informations plus spécifiques.

Conseils d'utilisation spécifiques :
Carbure de tungstène

- Pour le fraisage du plâtre sec, il faut travailler avec une aspiration.
- Éviter tout contact avec H₂O₂ (peroxyde d'hydrogène). Cela attaque et détériore les parties travaillantes en carbure de tungstène, ce qui réduit la longévité des instruments.

Acier

- Les instruments en acier outils ne peuvent pas être stérilisés à l'autoclave.
- Lors de l'utilisation des strips à séparer (réf. 9816), veiller à éviter tout contact avec la gencive - risque élevé de blessure dû aux arêtes vives.

Diamant

- Lors de l'utilisation en bouche des disques diamantés rotatifs, utiliser un protège-disque.
- Lors de l'utilisation du disque à finir, veiller à éviter toute déflexion au-dessus de 45° et toute déformation radiale. Afin de garantir un traitement atraumatique, s'assurer d'une visibilité directe et éviter tout contact avec le tissu mou. Un système de débrayage intégré stoppe la rotation en cas de blocage. Après cela, le disque ne peut plus être utilisé.
- Lors de l'utilisation des strips diamantés, veiller à éviter tout contact avec la gencive en raison du risque de blessure. Une torsion extrême doit également être évitée car cela pourrait conduire à la fracture du strip.
- L'utilisation des diamants à gros grain et à super gros grain peut conduire à une élévation de température importante. Veiller donc à utiliser ces instruments avec irrigation abondante (au moins 50 ml/min.) et sous pression minimale. Pour obtenir une rugosité suffisante, une retouche finale est indispensable après l'utilisation de ces instruments.

Fraises à os (Carbure de tungstène, acier inoxydable, diamantés)

Les fraises à os sont adaptés à une multitude d'applications dans la chirurgie alvéolaire, en fonction de la forme de leurs parties travaillantes, par exemple pour la restauration de la crête alvéolaire lors de l'élimination des arêtes osseuses vives, la transplantation d'os autogène lors de l'extraction de substance osseuse p. ex. du menton ou retromolaire, l'ostéotomie lors de l'exposition des dents retenues et pour la préservation chirurgicale des dents, p. ex. pour le traitement de l'apex de la racine. Les vitesses recommandées sont indiquées sur l'étiquette de l'emballage de l'instrument.

- Attention : l'instrument CB255A – instrument à denture combinée peu invasif pour la préparation conservatrice des tissus osseux et des substances dentaires dures
- doit être utilisé avec prudence, sur micro moteur (contre-angle rouge) et non pas sur turbine (risque d'accident).

Elargisseurs (Acier inoxydable)
Forets „Müller“ 191

- Contre-angle vert, (⊖_{opt.} 450–800 min⁻¹).
Pour la préparation canalair.

Conseils d'utilisation spécifiques :
Polissoirs/Brossettes

- Polir à faible pression de travail, pour éviter un échauffement trop important.
- Polir en général avec une vitesse de ⊖_{opt.} 5 000–6 000 min⁻¹.
- Le polissage s'effectue toujours en faisant des mouvements circulaires.
- Dans le cas des systèmes à polir en plusieurs étapes utiliser les polissoirs par ordre successif indiqué afin d'obtenir des surfaces brillantes.
- En laboratoire, utiliser une protection pour la bouche et le nez, ainsi qu'un système d'aspiration.
- Il est conseillé de porter des lunettes de protection.
- Désinfection et nettoyage : En raison des caractéristiques liées à leur matériau, les brosettes et polissoirs doivent faire l'objet d'un traitement différent des instruments rotatifs. Utiliser les agents de nettoyage et les désinfectants recommandés pour les polissoirs. Respecter les indications du fabricant des produits de désinfection et de nettoyage.
- Stérilisation : Les brosettes et polissoirs ne peuvent être stérilisés qu'en autoclave.
- Instruments à usage unique (marqués ② sur l'emballage) ne doivent pas être restérilisés (p. ex. les polissoirs lamellaires et brosettes).

La réutilisation du produit (des produits) entraîne un risque d'infection. De fait une utilisation sûre et sans risques ne peut être alors garantie

Sécurité et responsabilité

Éliminer immédiatement les instruments usés ou endommagés (diamantation défectueuse, instruments déformés etc.) et les remplacer par des instruments neufs.

Respecter impérativement les instructions ci-dessus mentionnées pour le maniement, le refroidissement et la pression de travail.

N'utiliser les instruments que pour leur domaine d'application spécifique. Une utilisation incorrecte des instruments peut endommager la pièce-à-main ou provoquer des lésions. Obligation pour l'utilisateur de s'assurer que les produits sont adaptés à chaque cas.

Une négligence de la part de l'utilisateur entraînant des dommages, spécialement si ceux-ci sont causés par le non-respect de nos recommandations d'utilisation ou avertissements ou par un mauvais usage involontaire, conduit à la réduction ou à l'exclusion totale de la responsabilité de D+Z.

Tenir hors de portée des enfants. Conçu seulement pour une utilisation dentaire.



Sorted by REF Order Number

Triés par numéro de réf.

REF	ISO	Page/Page	REF	ISO	Page/Page	REF	ISO	Page/Page	REF	ISO	Page/Page
CB 1	001001	31	CC 79 DX	194141	47	CB 166 A	409298	43	CC 364 RMX	137190	53
CB 1	001001	41	CC 79 FX	194140	48	CB 167	410297	43	368	257524	7
CB 1 S	001003	31	CC 79 MX	194190	52	191	-	42	368 A	254524	7
CB 1 SN	-	31	CC 79 QFX	194134	54	CB 207	150001	33	368 AC	254504	7
CB 1 SX	001XXX	31	CC 79 QX	194XXX	55	CF 216 DF	-	39	368 AF	254514	7
CB 2	010001	31	CC 79 SCX	194223	46	CF 217 DF	-	39	368 AG	254534	7
CB 5 TR	194XXX	34	CC 79 TX	194XXX	56	CC 219	468211	45	368 AU	254494	7
CB 7	232001	32	CC 79 VFX	194110	57	CB 245	233006	33	368 C	257504	7
CB 7 L	234006	32	CB 97	-	33	CF 246	496071	37	368 F	257514	7
CB 7 SM	-	32	CB 99	-	33	CF 246 B	-	40	368 G	257534	7
ABB 15	-	79	CC 98	547211	45	CF 246 UF	496031	37	368 SG	257544	7
CB 17	237293	34	100 402	-	76	CF 247	195071	37	i 368	XXX544	23
AS 20	-	74	100 403	-	76	CF 247 F	195041	37	T 368	XXX524	20
CB 21	107006	32	100 404	-	76	CF 247 F	195041	37	T 368 F	XXX514	20
CB 21 L	110006	32	100 405	-	77	CB 249 M	-	32	T 368 G	XXX534	20
CB 21 MX	107019	32	100 423	-	77	CC 250 TX	XXXXXX	56	369	263524	7
CB 21 R	137006	32	100 424	-	77	CC 250 MX	-	53	369 A	506524	7
CB 21 RMX	137006	35	100 425	-	78	CC 251	274175	45	369 AF	506514	7
CB 23	168006	32	100 426	-	78	CC 251 AX	274XXX	46	369 AG	506534	7
CB 23 L	171006	32	100 427	-	78	CC 251 AX	274XXX	72	CF 375 R	198072	38
CB 23 R	194006	32	100 440	-	61	CC 251 CX	274220	46	CF 375 RDF	-	39
CB 23 RMX	-	32	100 441	-	63	CC 251 DX	274141	47	379	277524	7
CB 23 RS	196006	32	100 442	-	72	CC 251 FX	274140	49	379 C	277504	7
SD 25 F	-	24	100 446	-	67	CC 251 MX	274190	53	379 B	277504	7
SD 25 G	-	24	100 461	-	34	CC 251 QFX	274134	54	379 F	277514	7
SD 25 M	-	24	100 472	-	79	CC 251 QX	274XXX	55	379 G	277534	7
CB 27	194XXX	35	100 473	-	79	CC 251 SCXA	274225	46	379 SG	277544	7
ABB 30	-	79	100 494	-	35	CC 251 TX	274XXX	56	CF 379	277072	38
CB 30	010175	31	CC 129 DX	141141	47	CC 251 VFX	274110	57	CF 379 B	-	40
CB 31	107007	33	CC 129 FX	141140	48	CB 254	233006	41	379 C	277504	7
CB 31	107007	41	CC 129 MX	141190	52	CB 255 A	415298	43	CF 379 F	277042	38
CB 31 L	110007	33	CC 129 QFX	141134	54	CC 257 FX	187140	49	CF 379 GK	279072	38
CB 31 R	137007	33	CC 129 TX	141XXX	56	CC 257 RFX	201140	49	CF 379 UF	277032	38
CB 31 RS	137292	33	CC 129 VFX	141110	57	CC 257 RMX	201190	53	T 379	XXX524	20
CB 33	168007	33	CF 132	699071	36	CC 257 VFX	187110	58	T 379 F	XXX514	20
CB 33	168007	41	CF 132 F	699041	36	CC 261 DX	194141	47	T 379 G	XXX534	20
CB 33 L	171007	33	CF 132 UF	699031	36	CC 261 FX	194140	49	390	274524	7
CB 33 L	171007	41	CF 133	159071	36	CC 261 MX	194190	53	390 C	274504	7
CB 33 R	194007	33	CF 133 F	159041	36	CC 261 QFX	194134	54	390 F	274514	7
CB 33 R	194007	41	CF 133 UF	159031	36	CC 261 QX	194XXX	55	CF 390	274072	38
CB 34	138293	34	CF 134	164071	37	CC 261 TX	194XXX	56	CF 390 UF	-	38
CB 34 L	139293	34	CF 134 F	164041	37	CC 261 VFX	194110	58	392	465524	7
CB 35 C	-	34	CF 134 UF	164031	37	CB 267	210295	43	392 C	465504	7
CB 37 R	137293	34	CF 135	166071	36	CB 269	199295	43	392 F	465514	7
SD 37 F	-	24	CF 135 F	166041	36	CB 269 GK	219295	43	501	-	80
SD 37 G	-	24	CF 135 UF	166031	36	CF 282	288072	37	502	-	80
SD 37 M	-	24	CC 136 DX	184141	47	CF 282 K	297072	37	507	-	80
CB 40 AG	-	35	CC 136 FX	184140	48	CF 283	289072	37	513	-	80
CF 41	001071	36	CC 136 MX	184190	52	CF 283 DF	-	39	517	-	80
CF 46	254072	36	CC 136 TX	184XXX	56	CF 283 K	298072	37	518	-	80
CF 47 L	234072	36	CC 136 VFX	184110	57	CF 283 MX	289080	37	522	-	81
CF 48 L	249072	36	CC 137 FX	225140	48	CF 284	290072	38	533	-	81
CF 48 LB	-	40	CC 137 MX	225190	53	CF 284 DF	-	39	551	-	81
CB 59	-	33	CC 138 DX	198141	47	CF 284 K	299072	38	574	-	81
CC 71	001175	45	CC 138 FX	198140	48	CC 295 FX	292140	49	751 M	-	59
CC 71 FX	001140	48	CC 138 MX	198190	53	CC 295 MX	292190	53	753 M	-	59
CC 71 MX	001190	52	CC 138 QFX	198134	54	CF 297	292190	38	755 M	-	59
CC 72 MX	137190	52	CC 138 TX	193XXX	56	P 301 L	610415	75	801	001524	8
CC 73 DX	277141	47	CC 138 VFX	198110	57	P 303 A	603391	75	801	001524	19
CC 73 FX	277140	48	CC 139 DX	289141	47	P 305	-	75	801 C	001504	8
CC 73 MX	277190	52	CC 139 FX	289140	49	P 305 A	604391	75	801 F	001514	8
CC 73 VFX	277110	57	CC 139 MX	289190	53	P 309	607000	75	801 G	001534	8
CC 77	237175	45	CC 139 QFX	289134	54	P 326	-	75	801 G	001534	19
CC 77 FX	237140	48	CC 139 TX	289XXX	56	P 329	610417	75	801 L	697524	8
CC 77 MX	237190	52	CC 139 VFX	289110	57	CF 340 DF	-	39	801 LG	697534	8
CC 77 QFX	237134	54	CB 141	001291	42	CF 341 DF	-	39	801 LSG	697544	8
CC 77 QX	237XXX	55	CB 141 A	001298	42	CB 349	-	33	T 801	XXX524	20
CC 77 VFX	237110	57	CB 161	408295	43	CC 351	263175	45	T 801 G	XXX534	20
CC 78 MX	000000	52	CB 162	408297	43	CC 351 DX	263141	47	802	002524	8
CC 79	194175	45	CB 162 A	408298	43	CC 351 FX	263140	49	802 G	002534	8
CC 79 AX	000000	46	CB 163 A	408298	43	CC 351 QX	263XXX	55	805	010524	8
CC 79 CX	194220	46	CB 166	409297	43	CC 364 RFX	137140	49	805 F	010514	8

REF	ISO	Page/Page	REF	ISO	Page/Page	REF	ISO	Page/Page	REF	ISO	Page/Page
805 G	010534	8	847 SG	172544	12	863 G	250534	15	896	260524	24
806	019524	8	T 847 G	XXX534	20	863 GK	256524	15	898	213524	18
806 G	019534	8	848	173524	13	i 863	XXX544	23	899	033524	18
807	225524	8	848 C	173504	13	T 863 F	XXX514	21	899 F	033514	18
807 G	225534	8	848 F	173514	13	T 863 G	XXX534	21	909	068524	18
811	038524	9	848 G	173534	13	864	251524	15	909 G	068534	18
813	032524	9	848 SG	173544	13	864 G	251534	15	910 P	332524	26
814	-	9	T 848 G	XXX534	20	868	223524	15	911 HC	355504	26
815	040524	9	849	194524	13	875	535524	16	911 HF	355514	26
818	041524	9	849	194534	13	877	288524	16	911 HHF	356514	26
822	232524	9	850	199524	13	877 F	288514	16	911 HPC	317504	26
824	055524	9	850 C	199504	13	877 G	288534	16	918 BF	345514	27
825	304524	10	850 F	199524	13	877 K	296524	16	918 PB	350524	27
827 C	466514	10	850 G	199534	13	877 K	297524	16	937 F	XXX514	27
830	233524	10	850 SG	199544	13	877 KG	297534	16	942 F	395214	25
830 B	XXX524	22	850 SMF	199XXX	13	878	289524	16	942 F	395214	27
830 BF	XXX514	22	i 850	XXX544	23	878	289524	19	943 C	361504	28
830 G	233534	10	T 850	XXX524	21	878 F	289514	16	943 CH	XXXXXX	28
830 L	234524	10	T 850 F	XXX514	21	878 F	289514	19	945 BC	362504	28
830 LG	234534	10	T 850 G	XXX534	21	878 G	289534	16	953 AB	XXX524	22
830 LSG	234544	10	851	219524	13	878 G	289534	19	953 ABF	XXX514	22
830 RB	XXX524	22	852	164524	14	878 K	298524	16	953 B	XXX524	22
830 RBF	XXX514	22	852 C	164504	14	878 K	298524	19	955 C	699504	18
830 RLA	XXX524	10	852 F	164514	14	878 KF	298514	16	955 F	699514	18
T 830 L	XXX524	20	852 G	164534	14	878 KG	298534	16	956 C	159504	18
T 830 LG	XXX534	20	852 U	164494	14	878 KSG	298544	16	956 F	159514	18
833 C	466504	10	855	197524	14	i 878	XXX544	23	957 F	195514	18
833 F	466514	10	855 F	197514	14	T 878	XXX524	21	972 C	-	18
835	107524	10	855 G	197534	14	T 878 F	XXX514	21	973 C	-	18
835 F	107514	10	855 SG	197544	14	T 878 G	XXX534	21	973 F	-	18
835 G	107534	10	i 855	XXX544	23	T 878 K	XXX524	21	982 F	389514	29
835 KR	156524	10	T 855	XXX524	21	T 878 KG	XXX534	21	983 C	401504	29
835 KRG	156534	10	T 855 G	XXX534	21	879	290524	16	990	XXX524	29
T 835 KR	XXX524	20	856	198524	14	879 C	290504	16	S 1000	-	25
T 835 KRG	XXX534	20	856 C	198504	14	879 F	290514	16	7801	001524	25
836	110524	11	856 F	198514	14	879 G	290534	16	7805	014524	25
836 F	110514	11	856 G	198534	14	879 K	299524	16	7818	041524	25
836 G	110534	11	856 G	198534	19	879 KG	299534	16	7848	174524	25
836 KR	157524	11	856 P	XXX524	14	i 879	XXX544	23	7856	198524	25
836 KRG	157534	11	856 PF	XXX514	14	T 879	XXX524	21	7862	243524	25
836 SG	110544	11	856 PG	XXX534	14	T 879 F	XXX514	21	P 9406 C	-	61
837	111524	11	856 SG	198544	14	T 879 G	XXX534	21	P 9407 M	-	61
837 G	111534	11	i 856	XXX544	23	T 879 KG	XXX534	21	P 9408 VF	-	61
837 KR	158524	11	T 856	XXX524	21	880	140524	17	P 9409 C	-	70
837 KRC	158504	11	T 856 G	XXX534	21	880 F	140514	17	P 9409 F	-	70
837 KRF	158514	11	858	165524	14	880 G	140534	17	P 9409 M	-	70
837 KRG	158534	11	858 C	165504	14	i 880	XXX544	23	P 9411 C	-	70
837 L	112524	11	858 F	165514	14	T 880 G	XXX534	21	P 9411 F	-	70
837 SG	111544	11	858 G	165534	14	881	141524	17	P 9411 M	-	70
T 837 KR	XXX524	20	859	166524	14	881 F	141514	17	P 9418 C	-	63
T 837 KRG	XXX534	20	859	167524	14	881 G	141534	17	P 9419 M	-	63
838	137524	11	859 C	166504	14	T 881	XXX524	21	P 9420 C	-	63
838 B	XXX524	22	859 F	166514	14	T 881 F	XXX514	21	P 9421 M	-	63
838 BF	XXX514	22	859 F	167514	14	T 881 G	XXX534	21	P 9422 C	-	63
838 F	137514	11	859 G	166534	14	882	142524	17	P 9423 M	-	63
838 G	137534	11	859 U	166494	14	882 F	142514	17	P 9424 M	-	73
838 SG	137544	11	860	245524	15	883 G	539534	17	P 9432 C	-	73
839	150524	11	860 C	245504	15	884	129524	17	P 9433 F	-	73
842 R	143524	24	860 F	245514	15	884 F	129514	17	P 9436 C	-	61
845	168524	12	860 G	245534	15	884 G	129534	17	P 9436 M	-	61
845 G	168534	12	862	249524	15	885	130524	17	P 9436 VF	-	61
845 KR	544524	12	862 C	249504	15	885 F	130514	17	P 9466 C	-	73
845 KRF	544514	12	862 F	249514	15	885 G	130534	17	P 9466 M	-	73
846	171524	12	862 G	249534	15	886	131524	17	P 9467 C	-	73
846 G	171534	12	862 SG	249544	15	886 F	131514	17	P 9467 M	-	73
846 KR	545524	12	862 U	249494	15	886 G	131534	17	P 9478 C	-	62
846 KRG	545534	12	i 862	XXX544	23	888	496524	18	P 9479 C	-	62
847	172524	12	T 862 F	XXX514	21	889	540524	18	P 9480 C	-	62
847 F	172514	12	T 862 G	XXX534	21	889 B	XXX524	22	P 9481 C	-	62
847 G	172534	12	863	250524	15	889 BF	XXX514	22	P 9489 C	-	73
847 KR	546524	12	863 C	250504	15	889 F	540514	18	P 9489 M	-	73
847 KRG	546534	12	863 F	250514	15	889 G	540534	18	P 9490 Y	-	62

Sorted by REF Order Number


Triés par numéro de réf.

REF	ISO	Page/Page	REF	ISO	Page/Page	REF	ISO	Page/Page	REF	ISO	Page/Page	
P 9491 Y	-	62	P 9578 M	114522	69	P 9638	-	74	P 9691 M	-	65	
P 9492 Y	-	62	P 9584 M	-	69	P 9641 M	-	72	P 9692 F	-	65	
P 9493 Y	-	62	P 9598 M	372525	65	P 9642 M	-	72	B 9785	-	58	
P 9494 Y	-	62	P 9600 EF	-	65	P 9643 C	243533	66	B 9786	-	58	
P 9537 M	303525	65	P 9600 F	372515	65	P 9644 F	-	72	P 9816 C	-	63	
P 9538 M	114525	65	P 9603 C	-	72	P 9645	-	66	P 9816 F	-	63	
P 9541 EF	-	65	P 9604 C	-	72	P 9646 M	114535	68	P 9816 M	-	63	
P 9541 F	303515	65	P 9606 M	030513	67	P 9647 C	114534	68	P 9980 C	-	71	
P 9542 F	114515	65	P 9608 M	243513	67	P 9648 F	114513	68	P 9984 C	-	73	
P 9544 C	-	64	P 9609 M	243513	67	P 9649 VF	114503	68	P 9984 F	-	73	
P 9544 F	-	64	P 9610 M	292513	67	P 9652 F	-	63	P 9984 M	-	73	
P 9544 M	-	64	P 9611 M	303513	67	P 9660 C	-	64	P 9985 F	-	70	
P 9545 C	-	64	P 9614 M	371513	68	P 9660 F	-	64	P 9985 M	-	70	
P 9545 F	-	64	P 9615 M	114513	68	P 9660 M	-	64	P 9987 F	-	70	
P 9545 M	-	64	P 9616 F	030503	67	P 9661 C	114534	68	P 9987 M	-	70	
P 9546 C	-	64	P 9618 F	243503	67	P 9662 M	-	61		274534	25	
P 9546 F	-	64	P 9619 F	243503	67	P 9663 VF	-	61		76351	263534	25
P 9546 M	-	64	P 9620 F	292503	67	P 9664 M	-	61		76805	014534	25
P 9547 F	-	63	P 9621 F	303503	67	P 9665 VF	-	61		76856	198534	25
P 9550 C	372534	69	P 9624 F	371503	68	P 9666 C	-	61		76859	166534	25
P 9551 C	114534	69	P 9625 F	114503	68	P 9667 C	-	61		76881	141534	25
P 9553 M	034523	66	P 9627 C	303523	71	P 9669	-	66		DP93007	-	74
P 9554 C	372523	71	P 9628	-	74	P 9670	-	66				
P 9555 M	030523	71	P 9630 C	114523	71	P 9674 F	-	72				
P 9556 M	-	71	P 9631 VF	-	66	P 9675 F	372503	69				
P 9557 M	243523	71	P 9632 C	030533	66	P 9675 M	372513	69				
P 9559 C	-	71	P 9633 C	243533	66	P 9679 M	-	65				
P 9572	-	66	P 9634 M	114534	68	P 9680 F	-	65				
P 9572 M	372522	69	P 9635 F	114513	68	P 9683 F	-	63				
P 9575 M	303522	69	P 9636 VF	114503	68	P 9690 C	-	65				



Drendel + Zweiling
DIAMANT GmbH
Trophagener Weg 25
32657 Lemgo · Germany

fon: +49 (0) 5261 920229-0
fax: +49 (0) 5261 920229-652
info@drendel.com
www.drendel.com



© D+Z - Germany - 06/12/405288V1